

WILDMAGMA

C A T A L O G U E

2 0 1 9

Global influencers of the F&B industry who exemplify professional expertise, culinary creativity, and perpetual consistency get candid about their experience with Wild Magma.



EXPERIENCE

CHEF DIDIER GUSCHING

FNB DIRECTOR, INTERCONTINENTAL HOTELS GROUP

Bringing with him over 30 years of professional experience by working with premium hospitality brands and actively managing significant events, royal gatherings, and large-scale weddings, Chef Didier Gusching needs no introduction. An inspiration to budding talents and a key influencer to the F&B industry his passion is reflected through his talent

“Guests these days aren’t just looking for food, they are looking for a complete package where presentation is mandatory. Wild Magma has been my trusted choice for years simply because it’s minimalistic yet makes a statement. The bold appeal makes it easier for Chefs to innovatively present creations. Personally, I am driven by quality and Wild Magma belongs to that league. The elements of Wild Magma revolve around innovation and excellence.”



CREATIVITY

STEPHANE BUCHHOLZER

MANAGING DIRECTOR AT L'ATELIER RENDEZ VOUS

Winning the hearts of foodies across the globe, Chef Stephane Buchholzer is a staunch believer of infusing his preparations with a generous dose of creativity. His applauded caliber of experimenting with molecular gastronomy has added additional feathers to his culinary cap. A soulful chef with the mind of an entrepreneur, his sense of business acumen and a deep-rooted understanding in mapping minds of the guests makes him a well-recognized name associated with the finest hotel chain groups.

“To me, food isn’t just about taste, it’s a journey that guests should be willing to take often. Contemporary times command going beyond the usual. I see Wild Magma as a brand filled with creativity and urbane charm. The bold aesthetics and edgy pieces make it more exciting for me to inventively design my dishes. As a chef and a businessman I’d say its design with durability when you speak of Wild Magma.”



CONSISTENCY

CHRISTIAN GRADNITZER

GROUP CULINARY DIRECTOR, DOĞUŞ RESTAURANT ENTERTAINMENT AND MANAGEMENT

Some people are self-motivators who try and raise the bar for themselves and others around. Christian Gradnitzer’s association with renowned hotel chains and restaurant management organizations has been instrumental in his F&B journey. Being a popular name globally, he exemplifies consistency and dedication through his skillful management and culinary creations. Chef Christian has been recognized by many awards and accolades and continues being an inspiration to others.

“Wild Magma is like a breath of fresh air. The first sight of it makes it worthy of appreciation and compliments. I have been recommending their products over the years as they have been extremely consistent with their quality and keep innovating their array of products. I see Wild Magma as a key player in the region that is thriving on novel concepts and a vast inventory of products. I personally love the idea of connecting diverse ranges to elementary concepts and presenting F&B products in a new light.”

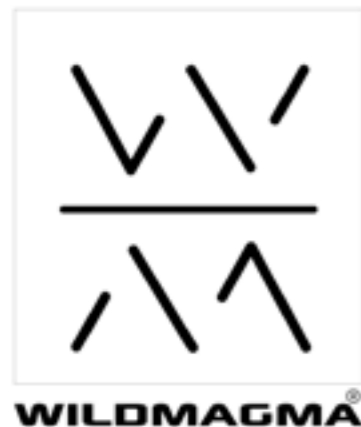
ABOUT US

Wild Magma's range of products aims at establishing a link between functionality and a distinctive appeal. Continued experience in delivering the best in class and quality products timely and efficiently makes Wild Magma a celebrated name in the global F&B industry.

Every creation represents an exceptional characteristic that attractively modifies the space. A contemporary conceptualization is reflected through the four elementary aesthetics representing modish glassware, trendy flatware, elegant accessories, and an inventive banquet collection.

The meticulous craftsmanship of local and global designers provides the essence of detailing and superior finish. At Wild Magma it's all about innovatively providing products that aren't time bound but are individually unique.

Thriving on consistency, exclusivity, and proficiency the brand boasts of being a reliable supplier to premium hotel chains across the world. Resolving the bewildering gap between the eternal and the eccentric, every masterpiece tells a tale of triumph.



ADDRESS
Warehouse 19, Al Quoz Industrial Area 3, Off Sheikh Zayed Road, P.O. Box 283073, Dubai, UAE


INFO
Email Us: info@wildmagma.com
www.wildmagma.com

WATER

'Ingenious' as they say, it's the modish designs that make the glassware range so enticing yet exclusive. Idolizing the many parameters of the aqua-inspired theme, every piece resonates the meticulous skills and superior finish to fulfil the main purpose- every drink demands a perfect glass!

AIR

An essence of antiquity and charisma is reflected through the masterpieces that aren't time bound but are individually unique. The splendour of breezy and antique styles is echoed through the airy collection of cutleries; classic, vintage, copper, gold, and black. Every piece outlines the surreal bond between an inventive design and a premium quality.



EARTH

Primitive and innate; the earthly inspired concepts strike the balance between the exquisiteness of nature's flair with the conviction of sustainability. The timeless elegance of the ashtray collection to the minimalistic placemats to the sleek salt and pepper mills to the edgy wooden boards; the accessories have an untameable rawness in appeal and sophistication in attitude.

FIRE

Igniting the inner fire with temerity and temptation, the element of fire takes a detour from the conventional. The contemporary take on cooking stations exemplifies an easy to install, convenient to maintain, and endearing to the eyes layout. Making the banquet and buffet experience more holistic and seamless the fire products are made from all things tough and durable.

CONTENTS



8 GLASSWARE

The many ranges in this collection explore the sophistication of serving a drink in appropriate glassware.

78 BANQUET

Enhancing the banquet and buffet experience with holistic products and a customized approach.



40 FLATWARE

Cutting the conventional and delivering flatware in different finishes that complement the eating experience.

122 INDEX

Selection made simpler!



56 TABLETOP & ACCESSORIES

Going that extra mile to blend functionality and creativity with products that are an outcome of novel ideas.

126 OUR CLIENTS

Manifested through the excellence of Titanium Technology, Wild Magma's glassware range reflects durability, poise, and brilliance. The intrinsic detailing and refined finish along with a sturdy body makes Wild Magma's glassware range stronger than others by 35%

GLASSWARE

FLOW
FALL
PURE
AQUA
OCEAN
WAVE
TIDE
SPLASH
SPRING
FROST
ICE
CUBE
ICEBERG
WHIRL




RED WINE
WM-CFL-RW570
570ml

FLOW

Swaying in the grandeur of being timeless and sophisticated, the flow collection depicts the stunning pieces exploring the vintage take on glassware. These classics are for every mood and season. Be prepared to experience grace in its finest.




WHITE WINE
WM-CFL-WW350
350ml


81 x 81 x 222 (H) mm




RED WINE (AP)
WM-CFL-RW450
450ml


87 x 87 x 224 (H) mm




RED WINE
WM-CFL-RW570
570ml


104 x 104 x 206 (H) mm




RED WINE
WM-CFL-RW580
580ml


95 x 95 x 235 (H) mm




RED WINE
WM-CFL-RW650
650ml


107 x 107 x 222 (H) mm



CHAMPAGNE FLUTE
WM-CFL-CF220
220ml


66 x 66 x 242 (H) mm



MARTINI
WM-CFL-M280
280ml

FLOW 



MARTINI
WM-CFL-M280

280ml



131 x 131 x 180 (H) mm



BEER
WM-CFL-B380

380ml



72 x 72 x 187 (H) mm



TASTING
WM-CFL-T210

210ml



66 x 66 x 161 (H) mm



COGNAC
WM-CFL-C690

690ml



112 x 112 x 155 (H) mm



LIQUEUR
WM-CFL-L65

65ml



58 x 58 x 165 (H) mm



GRAPPA
WM-CFL-G85

85ml



58 x 58 x 184 (H) mm



HIGH BALL
WM-CFL-HB470
470ml

FLOW 



SHOT GLASS
WM-CFL-SG50

50ml



50 x 50 x 50 (H) mm



OLD FASHION
WM-CFL-OF320

320ml



91 x 91 x 91 (H) mm



HIGH BALL
WM-CFL-HB300

300ml



79 x 79 x 110 (H) mm



HIGH BALL
WM-CFL-HB470

470ml



91 x 91 x 127 (H) mm



RED WINE (AP)
WM-CFA-RW450
450ml

FALL

When boundaries are just in the mind, it's time to embrace the neoteric age of modish styles and enticing designs. The season of fall exemplifies the advent of all things refreshing. Breathe an air of exuberance with the dauntless fall collection.



WHITE WINE
WM-CFA-WW350

350ml



99 x 99 x 192 (H) mm



RED WINE
WM-CFA-RW360

360ml



97 x 97 x 206 (H) mm



RED WINE (AP)
WM-CFA-RW450

450ml



98 x 98 x 218 (H) mm



RED WINE
WM-CFA-RW570

570ml



105 x 105 x 226 (H) mm



CHAMPAGNE FLUTE
WM-CFA-CF160

160ml



68 x 68 x 238 (H) mm



LIQUEUR
WM-CFA-L60

60ml



68 x 68 x 165 (H) mm



RED WINE (AP)
WM-CPR-RW450
450ml

PURE

The feel of simplicity with an aura of urban charm; the pure range balances the flow and fall collection by beautifully blending the aesthetics. It's a seamless integration for the seekers of refined novelty.



WHITE WINE
WM-CPR-WW250

250ml



73 x 73 x 205 (H) mm



WHITE WINE
WM-CPR-RW360

360ml



83 x 83 x 220 (H) mm



RED WINE (AP)
WM-CPR-RW450

450ml



90 x 90 x 225 (H) mm



RED WINE
WM-CPR-RW580

580ml



99 x 99 x 230 (H) mm



RED WINE
WM-CPR-RW600

600ml



105 x 105 x 215 (H) mm



CHAMPAGNE FLUTE
WM-CPR-CF200

200ml




66 x 66 x 244 (H) mm




PURE 




BEER GLASS
WM-CPR-B380
380ml

70 x 70 x 208 (H) mm



LIQUEUR
WM-CPR-L60
60ml

58 x 58 x 155 (H) mm




SHOT GLASS
WM-CPR-SG60
60ml

52 x 52 x 58 (H) mm




OLD FASHION
WM-CPR-OF230
230ml

77 x 77 x 77 (H) mm



DOUBLE OLD FASHION
WM-CPR-DOF290
290ml

81 x 81 x 88 (H) mm



HIGH BALL
WM-CPR-HB250
250ml

66 x 66 x 115 (H) mm



HIGH BALL
WM-CPR-HB380
380ml

76 x 76 x 130 (H) mm



CHAMPAGNE FLUTE
WM-CAQ-CF220

220ml

RED WINE (AP)
WM-CAQ-RW450

450ml

AQUA 

Stunning pieces don't command an introduction. Making a statement is easier with the aqua range that promises a wholesome wave of invigorating elements crafted for every mood.



WHITE WINE
WM-CAQ-WW260

260ml



81 x 81 x 212 (H) mm



WHITE WINE
WM-CAQ-WW330

330ml



87 x 87 x 218 (H) mm



RED WINE (AP)
WM-CAQ-RW450

450ml



96 x 96 x 229 (H) mm



RED WINE
WM-CAQ-RW540

540ml



102 x 102 x 236 (H) mm



RED WINE
WM-CAQ-RW670

670ml



110 x 110 x 245 (H) mm



CHAMPAGNE FLUTE
WM-CAQ-CF220

220ml



66 x 66 x 265 (H) mm




CHAMPAGNE FLUTE
WM-COC-CF260
260ml


OCEAN

'Treasures are hidden in the depth of the oceans.' The rounded shape and a profound design make the ocean range distinctively unique. Inspired by the many facets of the ocean, the pieces resemble an enigma of all things exclusive.




WHITE WINE
WM-COC-WW400
400ml

84 x 84 x 237 (H) mm



RED WINE
WM-COC-RW650
650ml

99 x 99 x 257 (H) mm



RED WINE
WM-COC-RW640
640ml

111 x 111 x 231 (H) mm



CHAMPAGNE FLUTE
WM-COC-CF260
260ml

66 x 66 x 268 (H) mm



OLD FASHION
WM-COC-OF380
380ml

OCEAN 



BEER
WM-COC-B470

470ml



76 x 76 x 208 (H) mm



OLD FASHION
WM-COC-OF380

380ml



92 x 92 x 97 (H) mm



HIGH BALL
WM-COC-HB580

580ml



84 x 84 x 160 mm



CHAMPAGNE FLUTE
WM-CW-CF190
190ml

RED WINE
WM-CW-RW250
250ml

WAVE

Each wave brings with it the fierceness of being courageous. For the ones that want to make a statement by eliminating words and letting the glassware speak, it's the artistic stem and the elegant shape that does the talking.



WHITE WINE
WM-CW-WW185

185ml



88 x 88 x 205 (H) mm



RED WINE
WM-CW-RW250

250ml



97 x 97 x 219 (H) mm



RED WINE
WM-CW-RW350

350ml



99 x 99 x 227 (H) mm



CHAMPAGNE FLUTE
WM-CW-CF190

190ml



66 x 66 x 252 (H) mm



LIQUEUR
WM-CW-L60

60ml



60 x 60 x 174 (H) mm



HIGH BALL
WM-CT-HB470
470ml

TIDE

'Sturdy and Bold,' the tide collection is all about embracing minimalism yet being noticed. It's the masculine shape and an ever-charming avatar that makes it a good pick for any kind of beverage.



OLD FASHION
WM-CT-OF320

320ml



80 x 80 x 99 (H) mm



OLD FASHION
WM-CT-OF410

410ml



90 x 90 x 95 (H) mm



JUICE GLASS
WM-CT-JG150

150ml



58 x 58 x 96 (H) mm



HIGH BALL
WM-CT-HB350

350ml



69 x 69 x 151 (H) mm



HIGH BALL
WM-CT-HB470

470ml



71 x 71 x 160 (H) mm




BEER GLASS
WM-CT-BG550
 550ml

TIDE 




FOOTED BEER GLASS
WM-CT-FBG630
 630ml


 96 x 96 x 199 (H) mm




BEER GLASS
WM-CT-BG550
 550ml


 73 x 73 x 212 (H) mm



FOOTED BEER GLASS
WM-CT-FB6680
 680ml


 90 x 90 x 204 (H) mm




SPLASH COLLECTION
WM-CS-WBS000

SPLASH


 24% LEAD CRYSTAL
HANDCRAFTED

Add the glitz and glamour quotient with the splash collection that oozes an old-fashioned charm packaged in a modern look. The classic bottle and glass range is an outcome of craftsmanship that understands the soul of everything regal.




SPLASH
WM-CS-WBS000

310 (H) mm



DECANTER
350ml

83 x 83 x 170 (H) mm



GLASSES
250ml

80 x 80 x 73 (H) mm



HIGH BALL
WM-LOF-HB390
390ml

SPRING

24% LEAD CRYSTAL
HANDCRAFTED

Cuts and styles that aren't time bound but defy the boundaries. It's the collection that is popular since centuries yet makes it to the wish list of every individual in the contemporary world.

			
ROCK WM-LOSG-R280 280ml  75 x 75 x 83 (H) mm	ROCK WM-LOSG-R390 390ml  80 x 80 x 98 (H) mm	HIGH BALL WM-LOSG-SHB295 295ml  65 x 65 x 128 (H) mm	HIGH BALL WM-LOSG-HB390 390ml  70 x 70 x 150 (H) mm

FROST

The frost collection reflects desirability and temptation. Deciphering the petite details through the skilled mastery, the collection is all the panache one wishes for.

			
ROCK WM-LOF-R280 280ml  75 x 75 x 83 (H) mm	ROCK WM-LOF-R390 390ml  80 x 80 x 98 (H) mm	HIGH BALL WM-LOF-SHB295 295ml  65 x 65 x 128 (H) mm	HIGH BALL WM-LOF-HB390 390ml  65 x 65 x 150 (H) mm



ROCK
WM-LOC-R390
390ml

ICE 

24% LEAD CRYSTAL
HANDCRAFTED

Sometimes the ice burns the fire. The ice collection resonates the harmony between the beautiful aspects of delicate designs and a resilient overall appeal.

			
ROCK WM-LOI-R280 290ml  75 x 75 x 83 (H) mm	ROCK WM-LOI-R390 390ml  80 x 80 x 98 (H) mm	HIGH BALL WM-LOI-SHB295 295ml  65 x 65 x 128 (H) mm	HIGH BALL WM-LOI-HB390 390ml  70 x 70 x 151 (H) mm

CUBE 

A range inspired by geometric shapes and eccentric designs; the cube collection speaks volumes of poise. Well suited for formal occasions, this is sure to be the talk of every gathering.

			
ROCK WM-LOC-R280 280ml  75 x 75 x 83 (H) mm	ROCK WM-LOC-R390 390ml  80 x 80 x 98 (H) mm	SMALL HIGH BALL WM-LOC-SHB295 295ml  65 x 65 x 128 (H) mm	HIGH BALL WM-LOC-HB390 390ml  70 x 70 x 150 (H) mm

ICEBERG

It's the superior styling and unmatched deftness that defines the iceberg collection. The novel shape and a stylish avatar makes any cocktail look and taste more mesmerizing.



WHIRL

Right from the defined shape to the twirling pattern around the glasses, this range cannot be missed. A little edgy, a lot stylish, the whirl collection spins the glassware range.



FLATWARE

- AIR
- AIR VINTAGE MATT
- AIR VINTAGE COPPER
- BREEZE VINTAGE
- BREEZE COPPER
- BREEZE BLACK
- WIND COPPER
- WIND BLACK
- WIND VINTAGE



AIR COLLECTION
18/10 Stainless Steel

AIR 

The stainless-steel mirror finish of the air collection is an attraction at first sight. The stunning design and elegant shape define the simplistic design and tough durability.



TABLE KNIFE (HEAVY HANDLE)
WM-FAIR-TK01B

18/10 Stainless Steel

Texture:
Mirror Finish



10 mm
238 mm



TABLE KNIFE
WM-FAIR-TK03S

18/10 Stainless Steel

Texture:
Mirror Finish



10 mm
223 mm



TABLE FORK
WM-FAIR-TF01

18/10 Stainless Steel

Texture:
Mirror Finish



2.5 mm
204 mm



TABLE SPOON
WM-FAIR-TS01

18/10 Stainless Steel

Texture:
Mirror Finish



2.5 mm
204 mm



DESSERT KNIFE
WM-FAIR-DK02

18/10 Stainless Steel

Texture:
Mirror Finish



9 mm
205 mm



DESSERT FORK
WM-FAIR-DF02

18/10 Stainless Steel

Texture:
Mirror Finish



2 mm
174 mm



DESSERT SPOON
WM-FAIR-DS02

18/10 Stainless Steel

Texture:
Mirror Finish



2 mm
173 mm



TEA SPOON
WM-FAIR-TS03

18/10 Stainless Steel

Texture:
Mirror Finish



1.5 mm
131 mm



COFFEE SPOON
WM-FAIR-CS04

18/10 Stainless Steel

Texture:
Mirror Finish



1.5 mm
105 mm



AIR VINTAGE COLLECTION

18/10 Stainless Steel

AIR VINTAGE

The magic of the vintage era is manifested through these matt cutleries. Sleek and sober; they can be paired with any dinnerware and look magnificent each time.



TABLE KNIFE
WM-FAIRV-TK01

18/10 Stainless Steel

Texture:
Matt Finish



10 mm
223 mm



TABLE FORK
WM-FAIRV-TF01

18/10 Stainless Steel

Texture:
Matt Finish



2.5 mm
204 mm



TABLE SPOON
WM-FAIRV-TS01

18/10 Stainless Steel

Texture:
Matt Finish



2.5 mm
204 mm



DESSERT KNIFE
WM-FAIRV-DK02

18/10 Stainless Steel

Texture:
Matt Finish



9 mm
205 mm



DESSERT FORK
WM-FAIRV-DF02

18/10 Stainless Steel

Texture:
Matt Finish



2 mm
174 mm



DESSERT SPOON
WM-FAIRV-DS02

18/10 Stainless Steel

Texture:
Matt Finish



2 mm
173 mm



TEA SPOON
WM-FAIRV-TS03

18/10 Stainless Steel

Texture:
Matt Finish



1.5 mm
131 mm



COFFEE SPOON
WM-FAIRV-CS04

18/10 Stainless Steel

Texture:
Matt Finish



1.5 mm
105 mm



AIR VINTAGE COPPER COLLECTION

18/10 Stainless Steel

AIR VINTAGE COPPER 

'Rustic, Rugged, and Refined', it's the vividness of the perfect copper tone that makes this flatware irresistible. This antique inspired collection is a subtle reflection of rural elements presented in an urban way.

TABLE KNIFE
4030207.002

18/10 Stainless Steel

Texture:
Matt Finish10 mm
223 mmTABLE FORK
WM-FAIRVC-TF01

18/10 Stainless Steel

Texture:
Matt Finish2.5 mm
204 mmTABLE SPOON
WM-FAIRVC-TS01

18/10 Stainless Steel

Texture:
Matt Finish2.5 mm
204 mmDESSERT KNIFE
WM-FAIRVC-DK02

18/10 Stainless Steel

Texture:
Matt Finish9 mm
205 mmDESSERT FORK
WM-FAIRVC-DF02

18/10 Stainless Steel

Texture:
Matt Finish2 mm
174 mmDESSERT SPOON
WM-FAIRVC-DS02

18/10 Stainless Steel

Texture:
Matt Finish2 mm
173 mmTEA SPOON
WM-FAIRVC-TS03

18/10 Stainless Steel

Texture:
Matt Finish1.5 mm
131 mmCOFFEE SPOON
WM-FAIRVC-CS04

18/10 Stainless Steel

Texture:
Matt Finish1.5 mm
105 mm



BREEZE VINTAGE COLLECTION

18/10 Stainless Steel

BREEZE VINTAGE

The delicacy of this collection is a skilled outcome of the artisans that have carefully shaped every aspect of it. A touch of novelty and a piece of art, the breeze vintage collection is a timeless treasure for the ones who appreciate all things splendid.



TABLE KNIFE
WM-AMFBV-TK01

18/10 Stainless Steel

Texture:
Matt Finish



240 mm



TABLE FORK
WM-AMFBV-TF01

18/10 Stainless Steel

Texture:
Matt Finish



200 mm



TABLE SPOON
WM-AMFBV-TS01

18/10 Stainless Steel

Texture:
Matt Finish



202 mm



DESSERT KNIFE
WM-AMFBV-DK02

18/10 Stainless Steel

Texture:
Matt Finish



218 mm



DESSERT FORK
WM-AMFBV-DF02

18/10 Stainless Steel

Texture:
Matt Finish



185 mm



DESSERT SPOON
WM-AMFBV-DS02

18/10 Stainless Steel

Texture:
Matt Finish



187 mm



TEA SPOON
WM-AMFBV-TS03

18/10 Stainless Steel

Texture:
Matt Finish



142 mm



COFFEE SPOON
WM-AMFBV-CS04

18/10 Stainless Steel

Texture:
Matt Finish



110 mm

HALF VINTAGE | MIRROR FINISH
WM-AMFBV-MR










HALF VINTAGE | MATT FINISH
WM-AMFBV-MT



This collection is available in two more variants: matt finish and mirror finish.

BREEZE COPPER

Created from the finest resources by skilled craftsmen, the breeze collection mirrors the rustic charisma and delicacy of a fine work of art.

					
TABLE KNIFE WM-AMFBC-TK01	TABLE FORK WM-AMFBC-TF01	TABLE SPOON WM-AMFBC-TS01	DESSERT KNIFE WM-AMFBC-DK02	DESSERT FORK WM-AMFBC-DF02	DESSERT SPOON WM-AMFBC-DS02
18/10 Stainless Steel	18/10 Stainless Steel	18/10 Stainless Steel	18/10 Stainless Steel	18/10 Stainless Steel	18/10 Stainless Steel
Texture: Matt Finish	Texture: Matt Finish	Texture: Matt Finish	Texture: Matt Finish	Texture: Matt Finish	Texture: Matt Finish
					
240 mm	200 mm	202 mm	218 mm	185 mm	187 mm













	
TEA SPOON WM-AMFBC-TS03	COFEE SPOON WM-AMFBC-CS04
18/10 Stainless Steel	18/10 Stainless Steel
Texture: Matt Finish	Texture: Matt Finish
	
142 mm	110 mm




This collection is available in two more variants: matt finish and mirror finish.

BREEZE BLACK

It's easier to complement dinnerware with the hand-made breeze black collection. Giving an edgy look to the usual cutlery, it's sure to fetch the appreciation one seeks.

					
TABLE KNIFE WM-AMFBB-TK01	TABLE FORK WM-AMFBB-TF01	TABLE SPOON WM-AMFBB-TS01	DESSERT KNIFE WM-AMFBB-DK02	DESSERT FORK WM-AMFBB-DF02	DESSERT SPOON WM-AMFBB-DS02
18/10 Stainless Steel	18/10 Stainless Steel	18/10 Stainless Steel	18/10 Stainless Steel	18/10 Stainless Steel	18/10 Stainless Steel
Texture: Matt Finish	Texture: Matt Finish	Texture: Matt Finish	Texture: Matt Finish	Texture: Matt Finish	Texture: Matt Finish
					
240 mm	200 mm	202 mm	218 mm	185 mm	187 mm

	
TEA SPOON WM-AMFBB-TS03	COFEE SPOON WM-AMFBB-CS04
18/10 Stainless Steel	18/10 Stainless Steel
Texture: Matt Finish	Texture: Matt Finish
	
142 mm	110 mm



This collection is available in two more variants: matt finish and mirror finish.



WIND VINTAGE COPPER COLLECTION
18/10 Stainless Steel

WIND COPPER

The beauty of this collection lies in the skilled craftsmanship of artists that make each item look beyond perfect. The copper tone adds the opulence required for formal occasions and events.



TABLE KNIFE
WM-AMFWC-TK01
18/10 Stainless Steel

Texture:
Matt Finish

240 mm



TABLE FORK
WM-AMFWC-TF01
18/10 Stainless Steel

Texture:
Matt Finish

200 mm



TABLE SPOON
WM-AMFWC-TS01
18/10 Stainless Steel

Texture:
Matt Finish

202 mm



DESSERT KNIFE
WM-AMFWC-DK02
18/10 Stainless Steel

Texture:
Matt Finish

218 mm



DESSERT FORK
WM-AMFWC-DF02
18/10 Stainless Steel

Texture:
Matt Finish

185 mm



DESSERT SPOON
WM-AMFWC-DS02
18/10 Stainless Steel

Texture:
Matt Finish

187 mm



TEA SPOON
WM-AMFWC-TS03
18/10 Stainless Steel

Texture:
Matt Finish

142 mm



COFFEE SPOON
WM-AMFWC-CS04
18/10 Stainless Steel

Texture:
Matt Finish

110 mm

HALF COPPER | MIRROR FINISH
WM-AMFWC-MR



HALF COPPER | MATT FINISH
WM-AMFWC-MT







This collection is available in two more variants: matt finish and mirror finish.



WIND BLACK

'Commanding an authority and establishing an assertion' is the inspiration behind the wind black collection. The design is enduring with the essence of modern dynamics.


					
TABLE KNIFE WM-AMFWB-TK01	TABLE FORK WM-AMFWB-TF01	TABLE SPOON WM-AMFWB-TS01	DESSERT KNIFE WM-AMFWB-DK02	DESSERT FORK WM-AMFWB-DF02	DESSERT SPOON WM-AMFWB-DS02
18/10 Stainless Steel	18/10 Stainless Steel	18/10 Stainless Steel	18/10 Stainless Steel	18/10 Stainless Steel	18/10 Stainless Steel
Texture: Matt Finish	Texture: Matt Finish	Texture: Matt Finish	Texture: Matt Finish	Texture: Matt Finish	Texture: Matt Finish
					
240 mm	200 mm	202 mm	218 mm	185 mm	187 mm

	
TEA SPOON WM-AMFWB-TS03	COFFEE SPOON WM-AMFWB-CS04
18/10 Stainless Steel	18/10 Stainless Steel
Texture: Matt Finish	Texture: Matt Finish
	
142 mm	110 mm

HALF BLACK | MIRROR FINISH
WM-AMFWB-MR



HALF BLACK | MATT FINISH
WM-AMFWB-MT



This collection is available in two more variants: matt finish and mirror finish.

WIND VINTAGE

'Classiques' are timeless. The sleek body of the Wind Vintage collection resonates the old world glory that artistically transforms even the simplest creations to avant-garde.



TABLE KNIFE
WM-AMFWV-TK01

18/10 Stainless Steel

Texture:
Matt Finish



240 mm



TABLE FORK
WM-AMFWV-TF01

18/10 Stainless Steel

Texture:
Matt Finish



200 mm



TABLE SPOON
WM-AMFWV-TS01

18/10 Stainless Steel

Texture:
Matt Finish



202 mm



DESSERT KNIFE
WM-AMFWV-DK02

18/10 Stainless Steel

Texture:
Matt Finish



218 mm



DESSERT FORK
WM-AMFWV-DF02

18/10 Stainless Steel

Texture:
Matt Finish



185 mm



DESSERT SPOON
WM-AMFWV-DS02

18/10 Stainless Steel

Texture:
Matt Finish



187 mm



TEA SPOON
WM-AMFWV-TS03

18/10 Stainless Steel

Texture:
Matt Finish



142 mm



COFFEE SPOON
WM-AMFWV-CS04

18/10 Stainless Steel

Texture:
Matt Finish



110 mm

HALF VINTAGE | MIRROR FINISH
WM-AMFWV-MR



HALF VINTAGE | MATT FINISH
WM-AMFWV-MT



This collection is available in two more variants:
matt finish and mirror finish.

T A B L E T O P & A C C E S S O R I E S

- ASHTRAYS
- PLACEMATS
- SALT & PEPPER MILLS
- OIL & VINEGAR
- SERVING BOARDS
- PIZZA BOARDS
- DECOR




COPPER
WM-NWCASH-CP01
Zinc Alloy

ASHTRAYS

Setting the mood and vibe right, the ashtray collection by Wild Magma comes in three gorgeous tones. These enduring ashtrays tell a story about the subtle boundary between the timeless and trendy.



CHROME
WM-NWCASH-CH01
Zinc Alloy
Texture:
Chrome Finish

82 x 82 x 45 (H) mm



BRONZE
WM-NWBASH-BR01
Zinc Alloy
Texture:
Bronze Finish


82 x 82 x 45 (H) mm



COPPER
WM-NWCASH-CP01
Zinc Alloy
Texture:
Copper Finish

82 x 82 x 45 (H) mm



GOLD
WM-NWGASH-GD01
Zinc Alloy
Texture:
Gold Mirror Finish

82 x 82 x 45 (H) mm



GALLANT
WM-NASH-GT01
Aluminum Alloy
Texture:
Brushed Aluminum Finish


70 x 70 x 120 (H) mm



GALLANT
WM-NASH-GT02
Aluminum Alloy
Texture:
Brushed Aluminum Finish

70 x 70 x 90 (H) mm



POISE
WM-NASH-PS1B
Stainless Steel
Texture:
Brushed Steel Finish

65 x 74 x 90 (H) mm



POISE
WM-NASH-PS1A
Stainless Steel
Texture:
Brushed Steel Finish

60 x 65 x 80 (H) mm



AIR
WM-ZPM-AIR01
Vinyl

Location: At.mosphere, Burj Khalifa

PLACEMATS

Modern dining etiquette gives significance to well-placed mats. The vinyl textured place mats boost the table setting. The variants match every space and setting. Created by using finest materials, they are long-lasting and easy to maintain.



AIR
WM-ZPM-AIR01
Vinyl

300 x 450 mm



ASH
WM-ZPM-ASH01
Vinyl

300 x 450 mm



COAL
WM-ZPM-COAL01
Vinyl

300 x 450 mm



WOOD
WM-ZPM-WOOD01
Vinyl

300 x 450 mm



NATURE
WM-MSP-NAS01 (SALT) | WM-MSP-NAP01 (PEPPER)
Wood with Ceramic Grinder

SALT & PEPPER MILLS

The slender and stylish salt and pepper mill collection ooze simplicity and functionality. Colour and size variants make it a convenient choice.



NATURE
(SALT) WM-MSP-NAS01 | (PEPPER) WM-MSP-NAP01
Wood with Ceramic Grinder
Texture:
Wood Finish | Natural Color
100 mm



BEECH
(SALT) WM-MSP-BES01 | (PEPPER) WM-MSP-BEP01
Wood with Ceramic Grinder
Texture:
Wood Finish | Dark Brown
100 mm



COSMOS STAINLESS STEEL
WM-MSP-CSS01
Stainless Steel
Texture:
Matt Finish
65 x 65 x 100 mm



COSMOS WHITE
WM-MSP-CW02
Stainless Steel
Texture:
Matt Finish
65 x 65 x 100 mm



COSMOS BLACK
WM-MSP-CB03
Stainless Steel
Texture:
Matt Finish
65 x 65 x 100 mm



COMET
WM-MSP-CBC01
Glass

OIL & VINEGAR

The stylish avatar embodies a delicate balance between creativity and usability. The novel shape and the unique conceptualization of these cruets call for a second look. For culinary critics, these cruets are sure to elevate the dining experience.



SPHERE
WM-MSP-CBC01

Glass



110 x 110 x 125 (H)mm



COMET
WM-MSP-CBC01

Glass



110 x 110 x 145 (H)mm



CLUSTER
WM-MSP-CBC01

Glass



80 x 80 x 125 (H)mm



ELM
WM-WOE-FD
Wood

SERVING BOARDS

The range boasts of durability and style. The toughness is a result of teak wood that gives the board a long life. The many shapes and textures offer an added advantage for chopping or serving.



ELM
WM-WOE-FD
Wood
Texture:
Wood Oak



430 x 120 x 25 mm



Boards are boiled in linseed oil - this antiseptic protects the board from moisture and fungus, and also prevents the board from drying out. The boards are hand washed with water with the use of non-aggressive types of cleaner that are also used for washing dishes.

**After washing, wipe with a dry cloth and put vertically to dry at a natural temperature.*




LEAF
WM-WOL-BB
Wood

SERVING BOARDS



LEAF
WM-WOL-BB
Wood
Texture:
Wood Oak




400 x 200 x 25 mm



Boards are boiled in linseed oil - this antiseptic protects the board from moisture and fungus, and also prevents the board from drying out. The boards are hand washed with water with the use of non-aggressive types of cleaner that are also used for washing dishes.

**After washing, wipe with a dry cloth and put vertically to dry at a natural temperature.*




STUMP (1ST SIDE)
WM-WOS-2SB
Wood

SERVING BOARDS 

STUMP (1ST SIDE)
WM-WOS-2SB

Wood

Texture:
Wood Oak



400 x 200 x 25 mm



Boards are boiled in linseed oil - this antiseptic protects the board from moisture and fungus, and also prevents the board from drying out. The boards are hand washed with water with the use of non-aggressive types of cleaner that are also used for washing dishes.

**After washing, wipe with a dry cloth and put vertically to dry at a natural temperature.*






STUMP (2ND SIDE)
WM-WOS-2SB
Wood

SERVING BOARDS



STUMP (2ND SIDE)
WM-WOS-2SB
Wood
Texture:
Wood Oak




400 x 200 x 25 mm



Boards are boiled in linseed oil - this antiseptic protects the board from moisture and fungus, and also prevents the board from drying out. The boards are hand washed with water with the use of non-aggressive types of cleaner that are also used for washing dishes.

**After washing, wipe with a dry cloth and put vertically to dry at a natural temperature.*



PIZZA BOARD | BROWN
Wood
Texture:
Paperstone


PIZZA BOARDS

A universal favourite dish served on a customized board is a sight that leaves one salivating. The minimalistic design, well gripped handle, and a sleek look makes the pizza board collection one of a kind.



BROWN
WM-RO-PBBR01
Wood

Texture:
Paperstone



Diameter | 320 mm



BLACK
WM-RO-PBBL01
Wood

Texture:
Paperstone



Diameter | 320 mm



Grey Tri Bowl
WM7033
Gold Finished Brass, Black Nickel
Plated Aluminum

Keep it minimalistic yet impactful with delicate carvings, petite designs, metallic grace, and alluring textures. Give your guests a reason to take a voyage to the land of pure heavenly bliss where admiration is guaranteed.



Square Brass Bowl
WM7041
201 x 150 x 96 mm
Gold Finished Brass



Round Brass Bowl
WM7031
193 x 180 x 77 mm
Gold Finished Brass



Deep Round Bowl
(L) WM7038 | (S) WM7039
(L) 315 x 295 x 150 mm
(S) 250 x 230 x 116 mm
Gold Finished Brass



Grey Tri Bowl
WM7033
255 x 235 x 230 mm
Gold Finished Brass, Black Nickel
Plated Aluminum



Silver Tri Bowl
WM7031
236 x 236 x 247 mm
Nickel Plated, Hammered & Gold
Finished Aluminum



Glass Tri Bowl
WM7032
195 x 195 x 248 mm
Gold Finished Brass and Aluminum



2 Tier Cake Stand in Silver
WM7274
248 x 248 x 340 mm
Orchid Collection, Nickel Plated,
Hammered & Gold Finished
Aluminum



2 Tier Cake Stand in Grey
WM7054
295 x 295 x 320 mm
Gold Finished Brass, Black Nickel
Plated Aluminum



2 Tier Cake Stand in Gold
WM7034
265 x 265 x 390 mm
Gold Finished Brass and Aluminum

2 Tier Cake Stand in Grey
WM7054
Gold Finished Brass, Black Nickel
Plated Aluminum



B A N Q U E T



Location: Burj Al Arab



B U F F E T S T A T I O N S

Contemporary F&B industry drives on all things handy, modular, and multi-purpose. Wild Magma is inspired by the properties of Tetris and focuses on making the banquet and buffet experience flexible, mobile, and easy to deploy. The explicit range of products encompasses items that offer utmost flexibility of blending, customizing, and creatively using products for multiple occasions and requirements.

Foshan Gesign Maker's contribution to Wild Magma's cooking stations has revamped the experience of culinary preparations. Wild Magma proudly partners with Foshan to bring the latest innovations to the Middle East market.

BUFFET STATION

U-LINE

WM-GULBR-FRA01
1700 x 800 x 850 (H) mm




BANQUET

BANQUET

BUFFET STATION | U-LINE



U-Line Stand Collection
WM-GULB-FRA01
1700 x 800 x 850 (H) mm
Induction Cooking Station



- Full Folding and removable frame
- Metal material
- Brushed Stainless Steel or Metal with powder coating color)
- Removable high-power distributor with 4 interfaces (7000 W, with Aviation plug), with 1 pc wooden dish rack with Double faced Fire resistant laminate surface and SS edge, can hold 3 pcs Floating standard 1/3 size modules,



1/4 Round Flat Station
800 x 800 x 850 mm

HOT

Buffet Variations



Induction Cooking Station
1700 x 800 x 850 (H) mm



Heating Plate Station
1700 x 800 x 850 (H) mm



Induction Wok & Heating Plate Station
1700 x 800 x 850 (H) mm



Peking Duck Station
1700 x 800 x 850 (H) mm



Carving Station
1700 x 800 x 850 (H) mm



Soup Station
1700 x 800 x 850 (H) mm



Dim Sum Station
1700 x 800 x 850 (H) mm



Induction & Griddle Station
1700 x 800 x 850 (H) mm



Pasta Noodle Station
1700 x 800 x 850 (H) mm

COLD

Buffet Variations



Ice Bin Station
1700 x 800 x 850 (H) mm



Sushi & Sashimi Station
1700 x 800 x 850 (H) mm



Flat Station with Plate Warmer
1700 x 800 x 850 (H) mm

BUFFET STATION

ARABESQUE


WM-GULBR-FRA02
1700 x 800 x 850 (H) mm



BANQUET

BANQUET

BUFFET STATION | ARABESQUE



Arabesque Stand Collection
WM-GULBR-FRA02
1700 x 800 x 850 (H) mm
Ice Bin Station



1/4 Round Flat Station
800 x 800 x 850 mm

- Full Folding and removable frame
- Metal material
- Brushed Stainless Steel with plating color
- Removable high-power distributor with 4 interfaces (7000W, with Aviation plug), with 1 pc wooden dish rack with Double faced Fire resistant laminate surface and SS edge, can hold 3 pcs Floating standard 1/3 size modules,

HOT

Buffet Variations



Induction Cooking Station
1700 x 800 x 850 (H) mm



Heating Plate Station
1700 x 800 x 850 (H) mm



Induction Wok & Heating Plate Station
1700 x 800 x 850 (H) mm



Peking Duck Station
1700 x 800 x 850 (H) mm



Pasta Noodle Station
1700 x 800 x 850 (H) mm



Soup Station
1700 x 800 x 850 (H) mm



Carving Station
1700 x 800 x 850 (H) mm



Induction & Griddle Station
1700 x 800 x 850 (H) mm



Dim Sum Station
1700 x 800 x 850 (H) mm

COLD

Buffet Variations



Ice Bin Station
1700 x 800 x 850 (H) mm



Sushi & Sashimi Station
1700 x 800 x 850 (H) mm




Flat Station with Plate Warmer
1700 x 800 x 850 (H) mm

BUFFET STATION

V-LINE


WM-GVLB-FRA03
1700 x 800 x 850 (H) mm



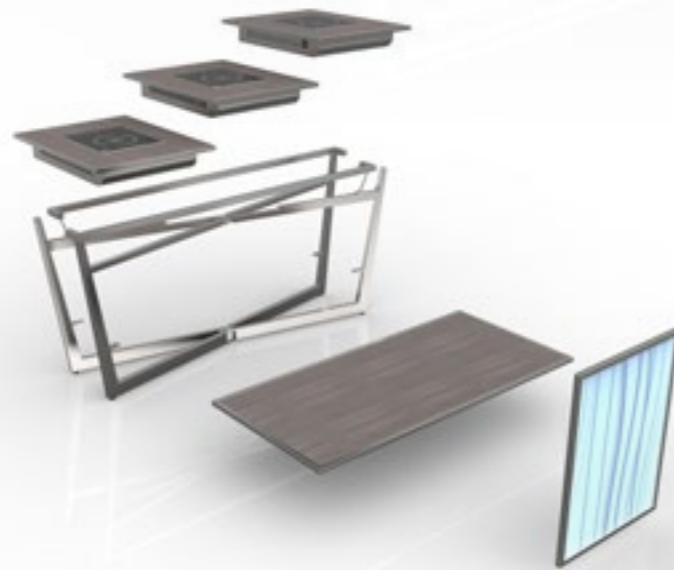
BANQUET

BANQUET

BUFFET STATION | V-LINE



V-Line Stand Collection
WM-GVLB-FRA03
1700 x 800 x 850 (H) mm
Induction Cooking Station



1/4 Round Flat Station
800 x 800 x 850 mm

- Full Folding and removable frame
- Metal material
- Brushed Stainless Steel or Metal with powder coating color)
- Removable high-power distributor with 4 interfaces (7000W,with Aviation plug),with 1 pc wooden dish rack with Double faced Fire resistant laminate surface and SS edge,can hold 3 pcs Floating standard 1/3 size modules,

HOT Buffet Variations



Induction Cooking Station
1700 x 800 x 850 (H) mm



Heating Plate Station
1700 x 800 x 850 (H) mm



Induction Wok & Heating Plate Station
1700 x 800 x 850 (H) mm



Peking Duck Station
1700 x 800 x 850 (H) mm



Carving Station
1700 x 800 x 850 (H) mm



Soup Station
1700 x 800 x 850 (H) mm



Dim Sum Station
1700 x 800 x 850 (H) mm



Induction & Griddle Station
1700 x 800 x 850 (H) mm



Pasta Noodle Station
1700 x 800 x 850 (H) mm

COLD Buffet Variations



Ice Bin Station
1700 x 800 x 850 (H) mm



Sushi & Sashimi Station
1700 x 800 x 850 (H) mm



Flat Station with Plate Warmer
1700 x 800 x 850 (H) mm

BUFFET STATION

H-LINE

WM-GHLB-FRA06
1700 x 800 x 850 (H) mm




92
B A N Q U E T

93
B A N Q U E T

BUFFET STATION | H-LINE



H-Line Stand Collection
WM-GHLB-FRA06
1700 x 800 x 850 (H) mm
Induction Cooking Station



- Full Folding and removable frame
- Metal material
- Brushed Stainless Steel or Metal with powder coating color
- Removable high-power distributor with 4 interfaces (7000W, with Aviation plug), with 1 pc wooden dish rack with Double faced Fire resistant laminate surface and SS edge, can hold 3 pcs Floating standard 1/3 size modules,



1/4 Round Flat Station
800 x 800 x 850 mm

HOT

Buffet Variations



Induction Cooking Station
1700 x 800 x 850 (H) mm



Heating Plate Station
1700 x 800 x 850 (H) mm



Induction Wok &
Heating Plate Station
1700 x 800 x 850 (H) mm



Peking Duck Station
1700 x 800 x 850 (H) mm



Carving Station
1700 x 800 x 850 (H) mm



Soup Station
1700 x 800 x 850 (H) mm



Dim Sum Station
1700 x 800 x 850 (H) mm



Induction & Griddle Station
1700 x 800 x 850 (H) mm



Pasta Noodle Station
1700 x 800 x 850 (H) mm

COLD

Buffet Variations



Ice Bin Station
1700 x 800 x 850 (H) mm



Sushi & Sashimi Station
1700 x 800 x 850 (H) mm

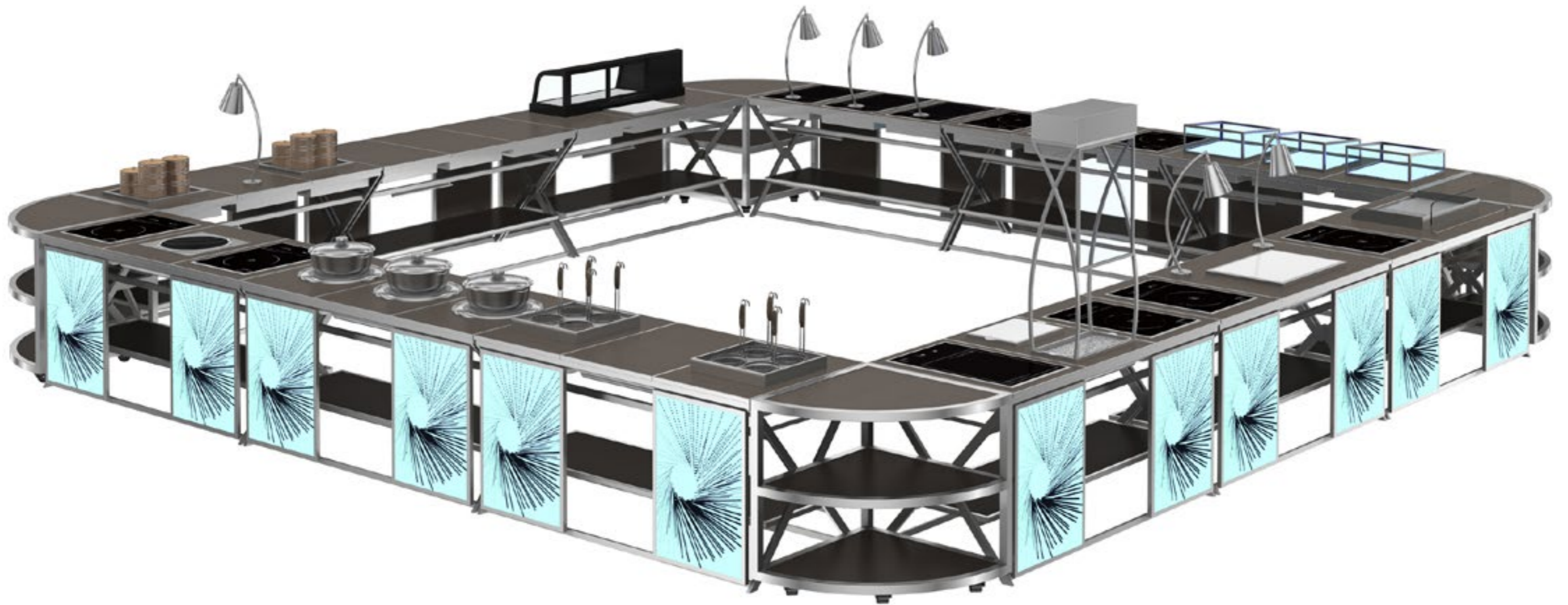


Flat Station with Plate Warmer
1700 x 800 x 850 (H) mm

BUFFET STATION

X-LINE


WM-GXLB-FRA05
1700 x 800 x 850 (H) mm



BUFFET STATION | X-LINE

HOT

Buffet Variations



X-Line Stand Collection
WM-GXLB-FRA05
 1700 x 800 x 850 (H) mm
Induction Cooking Station



Induction Cooking Station
 1700 x 800 x 850 (H) mm



Heating Plate Station
 1700 x 800 x 850 (H) mm



Induction Wok & Heating Plate Station
 1700 x 800 x 850 (H) mm



Peking Duck Station
 1700 x 800 x 850 (H) mm



Carving Station
 1700 x 800 x 850 (H) mm



Soup Station
 1700 x 800 x 850 (H) mm



Dim Sum Station
 1700 x 800 x 850 (H) mm



Induction & Griddle Station
 1700 x 800 x 850 (H) mm



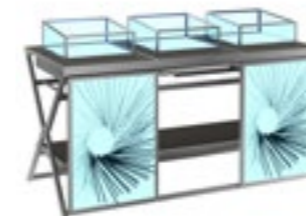
Pasta Noodle Station
 1700 x 800 x 850 (H) mm



1/4 Round Flat Station
 800 x 800 x 850 mm

- Full Folding and removable frame
- Metal material
- Brushed Stainless Steel or Metal with powder coating color
- Removable high-power distributor with 4 interfaces (7000W, with Aviation plug), with 1 pc wooden dish rack with Double faced Fire resistant laminate surface and SS edge, can hold 3 pcs Floating standard 1/3 size modules,

COLD



Ice Bin Station
 1700 x 800 x 850 (H) mm




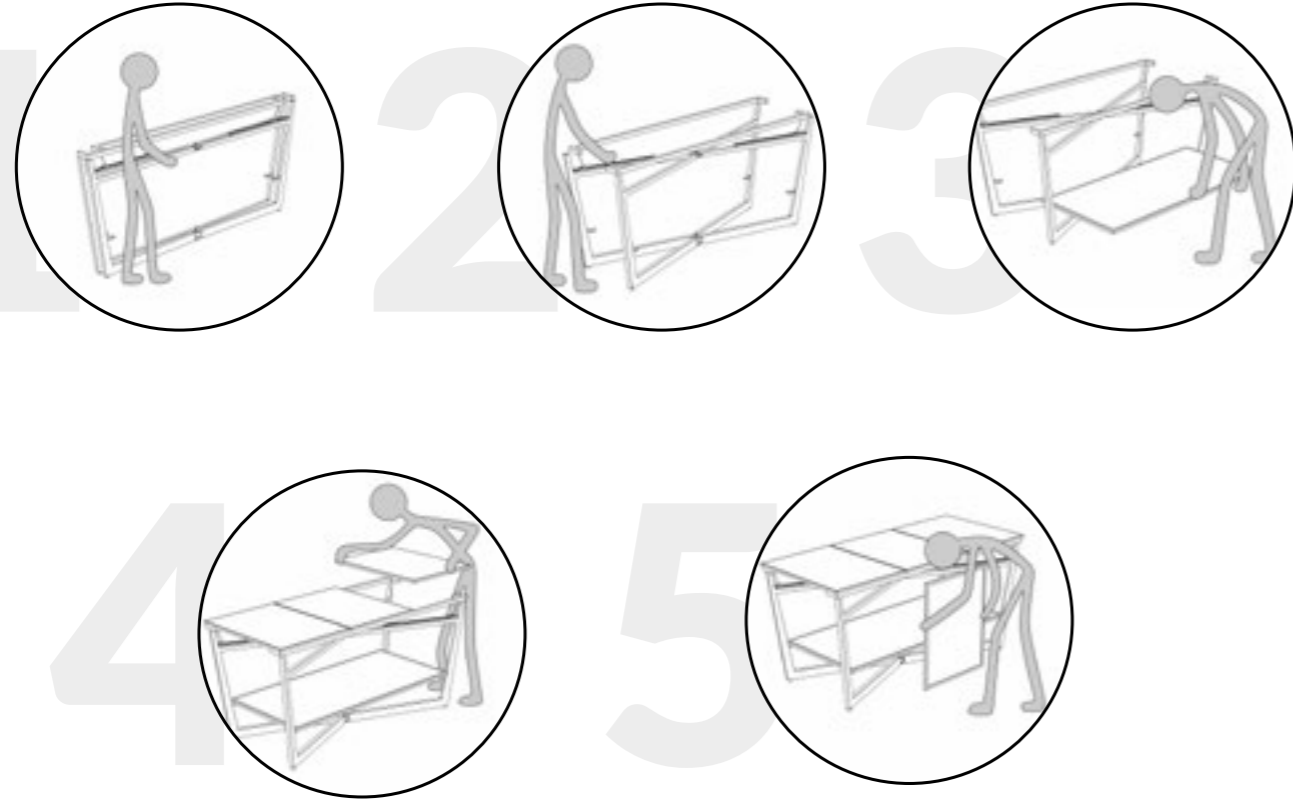
Sushi & Sashimi Station
 1700 x 800 x 850 (H) mm



Flat Station with Plate Warmer
 1700 x 800 x 850 (H) mm

EASY SET UP

Buffet Stations




T H E E S S E N T I A L S

Wild Magma's comprehensive range of products includes, but isn't limited to buffet stations, banquet tables, conference tables, cocktail tables, chairs, service trolleys, mobile bars, dance floor, and stage.


THE ESSENTIALS

MODULES



Wooden Flat Table Top (1/3)
WM-GEA-1/3WOFT01M
565 x 800 x 20 (H) mm

High strength composite water proof plywood, Double faced Fire resistant laminate surface, seamless aviation aluminum alloy edge




Wooden Flat Table Top (2/3)
WM-GEA-2/3WOFT02M
1130 x 800 x 20 (H) mm

High strength composite water proof plywood, Double faced Fire resistant laminate surface, seamless aviation aluminum alloy edge



Wooden Flat Table Top (3/1)
WM-GEA-3/1WOFT03M
1695 x 800 x 20 (H) mm

High strength composite water proof plywood, Double faced Fire resistant laminate surface, seamless aviation aluminum alloy edge



Pasta & Noodle Cooking Module (1/3)
WM-GEA-PAN10M
565 x 800 x 130 (H) mm

High strength composite plywood, Double faced Fire resistant laminate surface, seamless aviation aluminum alloy edge, hidden power wire design, metal protective bottom cover. 1 set 4 holes noodle cooking stove, drainage system, 220V-3000W




Dim Sum Module (1/3)
WM-GEA-DIM11M
565 x 800 x 140 (H) mm

High strength composite plywood, Double faced Fire resistant laminate surface, seamless aviation aluminum alloy edge, hidden power wire design, metal protective bottom cover. 1 set Dim sum stove, drainage system, 220V-3000W



Soup Warmer Module (1/3)
WM-GEA-SOU12M
565 x 800 x 140 (H) mm

High strength composite plywood, Double faced Fire resistant laminate surface, seamless aviation aluminum alloy edge, metal protective bottom cover. 1 built-in stainless steel soup warmer & bucket, 220V-300W



Flat Module with Condiment Holder (1/3)
WM-GEA-FCH04M
565 x 800 x 130 (H) mm

High strength composite water proof plywood, Double faced Fire resistant laminate surface, seamless aviation aluminum alloy edge, metal protective bottom cover. 4 compartments condiment holder-PC cooling pat/ice space bottom



Induction Cooking Module (1/3)
WM-GEA-IND05M
565 x 800 x 200 (H) mm

High strength composite plywood with Double faced Fire resistant laminate surface, seamless aviation aluminum alloy edge, hidden power wire design, metal protective bottom cover. 1 built-in induction, 220V-2000W




Induction Cooking Module with Condiment Holder (1/3)
WM-GEA-INDCH06M
565 x 800 x 130 (H) mm

High strength composite plywood, Double faced Fire resistant laminate surface, seamless aviation aluminum alloy edge, metal protective bottom cover. 1 built-in cooking induction, 4 compartments condiment holder-PC with cooling pat/ice space bottom, 220V-2000W




Deep Fryer Module (1/3)
WM-GEA-DEE13M
565 x 800 x 530 (H) mm

High strength composite plywood, Double faced Fire resistant laminate surface, seamless aviation aluminum alloy edge, metal protective bottom cover. 1 built-in 5.5L deep fryer, 1 pc tempered glass panel, 220V-2800W



Pancake Module (1/3)
WM-GEA-PN14M
565 x 800 x 330 (H) mm

High strength composite plywood, Double faced Fire resistant laminate surface, seamless aviation aluminum alloy edge, metal protective bottom cover. 1 built-in Pancake stove, 220V-3000W




Saj Module (1/3)
WM-GEA-SJ15M
565 x 740 x 130 (H) mm

Color Black; Crepe Makers, Non Stick Spherical Cooking Surface, Input Voltage, 1800W




Full plate Double Head Induction Module (1/3)
WM-GEA-FPDH07M
565 x 800 x 130 (H) mm

1 built-in double heating(warm and cooking) unit induction, Stainless Steel Edge, 220V 800W+2000W




Heating Plate Module (1/3)
WM-GEA-HP08M
565 x 800 x 130 (H) mm

High strength composite plywood, Double faced Fire resistant laminate surface, seamless aviation aluminum alloy edge, hidden power wire design, metal protective bottom cover. 1 set built-in heating board(60-150°C), 220V 1500W



Induction Wok Module (1/3)
WM-GEA-INDW09M
565 x 800 x 330 (H) mm

High strength composite plywood, Double faced Fire resistant laminate surface, seamless aviation aluminum alloy edge, metal protective bottom cover. 1 built-in induction wok, 220V-3500W



Griddle Module
Small WM-GEA-SMA16M (1/3)
Large WM-GEA-LAR17M (2/3)
(S) 565 x 800 x 130 (H) mm
(L) 1130 x 800 x 130 (H) mm

High strength composite plywood, Double faced Fire resistant laminate surface, seamless aviation aluminum alloy edge, hidden power wire design, metal protective bottom cover. 1 built-in griddle stove, 1 pc tempered glass panel, 220V-4000W



Small Carving Module(1/3)
WM-GEA-SMAC18M
565 x 800 x 130 (H) mm

High strength composite plywood, Double faced Fire resistant laminate surface, seamless aviation aluminum alloy edge, hidden power wire design, metal protective bottom cover. 1 built-in carving board, bottom Isothermal heating, 2 heating lamps, 220V-800W



Large Carving Module (2/3)
WM-GEA-LARC19M
1130 x 740 x 140 (H) mm

High strength composite plywood, Double faced Fire resistant laminate surface, seamless aviation aluminum alloy edge, hidden power wire design, metal protective bottom cover. 1 built-in carving board, bottom Isothermal heating, 2 heating lamps, 220V-800W


THE ESSENTIALS

MODULES



Ice Bin Module
WM-GEA-SMAIB20M
 (S) 565 x 800 x 330 (H) mm (1/3)
WM-GEA-LARIB22MA
 (L) 1130 x 800 x 330 (H) mm (2/3)
WM-GEA-XLIB22MB
 (XL) 1695 x 800 x 330 (H) mm (3/1)

High strength composite plywood, Double-faced Fire resistant laminate surface, seamless aviation aluminium alloy edge, hidden power wire design, metal protective bottom cover. 1 built-in glass ice bin, SS protective edge, LED lighting system - remote control, drainage system, 220V-100W



Ice Bin Module with Condiment Holder (1/3)
WM-GEA-ICECH21M
 565 x 800 x 330 (H) mm

High strength composite plywood with Double faced Fire resistant laminate surface and seamless aviation aluminum alloy edge, metal protective bottom cover. 1 built-in glass ice bin, SS protective edge, LED lighting system - remote control, drainage system, 4 compartments condiment holder-PC, cooling pat or ice space bottom



Hot & Cold Plate Module (1/3)
WM-GEA-CAHP23M
 565 x 800 x 230 (H) mm

High strength composite plywood, Double faced Fire resistant laminate surface, seamless aviation aluminum alloy edge, hidden power wire design, metal protective bottom cover. 1 built-in imported cold/hot all-in-one induction module, -5°C to 140°C of temperature range, 220V-1000W



Dessert Module (1/3)
WM-GEA-DES24M
 565 x 800 x 140 (H) mm

High strength composite plywood, Double faced Fire resistant laminate surface, seamless aviation aluminum alloy edge, metal protective bottom cover. 1 built-in stainless steel tank, 1 ice box inside with glass board & acrylic cover.



Peking Duck Module (1/3)
WM-GEA-PEK26M
 565 x 800 x 1230 (H) mm

High strength composite plywood, Double faced Fire resistant laminate surface, seamless aviation aluminum alloy edge, metal protective bottom cover. 1 built-in stainless steel BBQ hanger, 2 pcs LED spot light, 1 set cutting board. 220V-500W



Sushi Freezer Module
WM-GEA-SUFS27M
 (S) 1177x 420 x 295 (H)mm
WM-GEA-SUFL28M
 (L) 1529 x 420 x 295 (H) mm

Single layer, 1.2M, 42L (varies), metal frame, back sliding door, front arc integrated glass automatic frost, automatic condensation water collection, internal LED lamp, electronic temperature control, temperature display 2-10°C, 220V 200W



Heating Lamp Module
WM-GEA-HEATL25AM
 (Dia) 160 x 720 (H) mm
 Brushed Stainless Steel
 220V, 150W



Heating Lamp
WM-GEA-HEATL25B
 (Dia) 150 x 720 (H) mm
 Brushed Stainless Steel
 220V, 150W

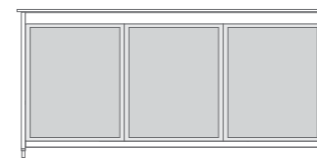


Heating Lamp
WM-GEA-HEATL25C
 (Dia) 150 x 720 (H) mm
 Brushed Stainless Steel
 220V, 150W

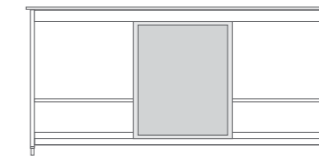
THE ESSENTIALS

ACCESSORIES

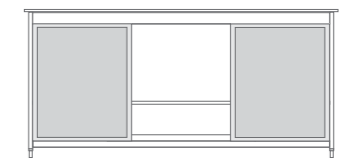
PANEL COMBINATIONS



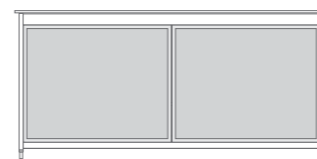
3 Front Panel (1/3)



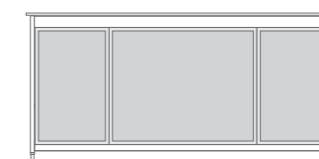
1 Front Panel (1/3)



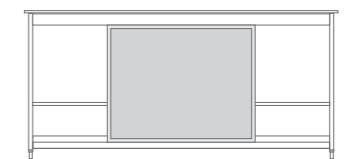
2 Front Panel (1/3)



2 Front Panel (1/2)




1 Front Panel (1/2) + 2 Front Panel (1/3)



1 Front Panel (1/2)



Acrylic Front Panel (1/3)
WM-GEA-FPACR01
 535 x 715 x 10 mm
 *Size varies as per the station
 Print customized pattern acrylic panel with SS edge



LED Front Panel (1/3)
WM-GEA-1/3FP02
 585 x 755 x 25 mm
 *Size varies as per the station
 SS edge, customized printing pattern acrylic board, remote control 7 colors LED lighting system, 12V rechargeable Li battery.



LED Front Panel with laser cutting S/S pattern (1/3)
WM-GEA-1/3FPL03
 535 x 715 x 23 mm
 *Size varies as per the station
 Customized laser cutting pattern S/S board, remote control 7 colors LED lighting system, 12V rechargeable Li battery.



Front Panel LCD with S/S Edge (1/3)
WM-GEA-1/3FPS04
 535 x 715 x 50 mm
 *Size varies as per the station
 1/3 LCD Screen front Panel with S/S edge Steel edge with black powder coating, built-in 29" LCD screen, USB port & Wifi.




Front Panel with laser cutting S/S pattern (1/3)
WM-GEA-1/3FPL05
 535 x 715 x 23 mm
 *Size varies as per the station
 1/3 Front Panel Laser cutting S/S Pattern SS edge, customized laser cutting S/S board



Acrylic Front Panel (1/2)
WM-GEA-1/2FPACR06
 802.5 x 715 x 23 mm
 *Size varies as per the station
 Print customized pattern acrylic with SS edge


THE ESSENTIALS

ACCESSORIES




LED Front Panel (1/2)
WM-GEA-1/2FP07
 802.5 x 715 x 23 mm
 *Size varies as per the station

SS edge, customized printing pattern acrylic board, remote control 7 colors LED lighting system, 12V rechargeable Li battery.



Front Panel LED with laser cutting S/S pattern (1/2)
WM-GEA-1/2FPL08
 802.5 x 715 x 23 mm
 *Size varies as per the station

1/2 LED front Panel with laser cutting S/S pattern SS edge, customized laser cutting pattern S/S board, remote control 7 colors LED lighting system, 12V rechargeable Li battery.



Front Panel with laser cutting S/S pattern (1/2)
WM-GEA-1/2FPL09
 802.5 x 715 x 23 mm
 *Size varies as per the station

SS edge, customized laser cutting pattern S/S board



Full Folding Panel

- A: **WM-GEA-FFPA1**
- B: **WM-GEA-FFPB1**
- C: **WM-GEA-FFPC1**

1725 x 800 x 925 (H) mm
 *Size varies as per the station



THE ESSENTIALS

ACCESSORIES



Round Side Station (1/4)
WM-GEA-1/4RSSW
 800 x 800 x 850 mm



Round Side Station (1/4)
WM-GEA-1/4RSSG
 800 x 800 x 850 mm



Round Side Station with Plate Warmer
WM-GEA-RSSPW
 800 x 800 x 850 mm



Plate Warmer Trolley
WM-GOA-PLAT01
 450 x 450 x 850 (H) mm

steel frame, steel panel with black powder coating finishing, quartz table top, stainless steel anti-bumper, single plate warmer hole.



Plate Warmer Trolley
WM-GOA-PLAT02
 450 x 450 x 850 (H) mm

plating stainless steel frame and panel with rose gold plating, quartz table top, single plate warmer hole.



Plate Warmer Trolley
WM-GOA-PLAT03
 530 x 950 x 1050 (H) mm

304 Stainless steel frame Customized patt acrylic panel, Quartz top double plate warmer holes.



Plate Warmer Trolley
WM-GOA-PLAT04
 950 x 530 x 1030 (H) mm

Wooden panel with stainless steel decorating decorative line, quartz stone top; double plate warmer holes.



Folding Platform
WM-GEA-RFP



Folding Platform with LED
WM-GEA-LFP

THE ESSENTIALS

LAMINATE & METAL FINISHING

HPL LAMINATE OPTIONS OF MODULE TOP



WM8909ST




WM4982ST



WM4983ST



WMA8084



WMA8121



WMA8123



WMA8131




WMA8133

304# BRUSHED STAINLESS STEEL FRAME COLOR OPTIONS



WMSS14

Hairline S/S with Brown Plating



WMSS12

Hairline S/S with Gold Plating



WMSS04

Hairline S/S with Black Plating



WMSS03


Hairline S/S with Rose Gold Plating



WMSS02


Hairline S/S

ALUMINIUM & STEEL FRAME COLOR OPTIONS (POWDER COATING FINISHING)



WMPC-031

Silver




WMPC-036

Red Gold



WMPC-038

Gold



WMPC-053

Brown & Gold



WMPC-058

Black

THE ESSENTIALS

MODULAR TROLLEY



Module Trolley

WM-GS-MODT01

915 x 1200 x 1900 (H) mm

Steel frame with black powder coating finishing, black carpet surface, imported wheels; Configuration: safe bandage, anti-bumper device, each trolley can carry 6 pcs 2/3 modules or 12 pcs 1/3 modules, with dust cover.



LED Panel Trolley

WM-GS-LEDT02

650 x 800 x 1950 (H) mm

Steel frame with black powder coating finishing, carpet surface. 12 pcs LED panels capacity, with charging socket, with dust cover.



Buffet Stand Trolley

WM-GS-BUFST03

1965 X 900 X 1770 (H) mm

Steel frame with black powder coating finishing, black carpet surface, imported wheels; Configuration: safe bandage, anti-bumper device, each trolley can hold 10 sets tables, with dust cover.

THE ESSENTIALS

MODULAR TROLLEY

Wild Magma's modular trolley is well-equipped to be individually used or be paired with a module as per the requirement. High functionality and supreme design make it a viable option for many.



C Line Modular Trolley with Ice bin
WM-GESE-MTIB01

Table: 565 x 800 x 920 (H) mm
Ice bin: 565 x 800 x 108 (H) mm

304 brushed stainless steel frame with rose gold plating finishing, 3 sides laminate surface panel, built-in 1 pc 32" LCD TV screen side panel on side. Hidden power wire and socket design, anti-bumper rim and heavy duty wheels.
Configuration: 1 pc removable Ice bin Module
220V-200W



C Line Modular Trolley-Rose Gold
WM-GESE-CMRG02

565 x 800 x 920 (H) mm

Flat Module Included- Interchangeable with any 1/3 modules

THE ESSENTIALS

SERVICE TROLLEY

LINE 1

SERVICE TROLLEY
WM-DE-STL01L1
1200 x 550 x 850 mm

WINE & LIQUOR
WM-DE-STWL02L1
1200 x 550 x 850 mm

CAKE & DESSERT
WM-DE-CDST03L1
1200 x 550 x 850 mm

DIM SUM
WM-DE-DSST04L1
1200 x 550 x 850 mm

LAMINATE BOARD COLOUR OPTIONS

CARVING
WM-DE-CST05L1
1200 x 550 x 850 mm

GAS COOKING
WM-DE-GCST06L1
1200 x 550 x 850 mm

BEIJING DUCK
WM-DE-BDST07L1
1200 x 550 x 850 mm

TEA
WM-DE-TST08L1
1200 x 550 x 850 mm

LINE 2

SERVICE
WM-DE-SST01L2
1200 x 550 x 850 mm

CARVING
WM-DE-CST02L2
1200 x 550 x 850 mm

GAS COOKING
WM-DE-GCST03L2
1200 x 550 x 850 mm

LAMINATE BOARD COLOUR OPTIONS

TEA
WM-DE-TST04L2
1200 x 550 x 850 mm

WINE & LIQUOR
WM-DE-WLST05L2
1200 x 550 x 850 mm

CAKE & DESSERT
WM-DE-CDST06L2
1200 x 550 x 850 mm

ROOM SERVICE TROLLEY

5 FOLDS TROLLEY
WM-DE-RST5F01
1200 x 550 x 850 mm

3 FOLDS TROLLEY
WM-DE-RST3F02
1200 x 550 x 850 mm

FOOD WARMER BOX STAND
WM-DE-RSTFWB01
1605 X 450 X 1810 MM






FOOD WARMER BOX STAND
WM-DE-RSTFWB02
870 X 440 X 1660 MM

FOOD WARMER
WM-DE-RSTFWW
380 x 370 x 480 mm

FOOD WARMER
WM-DE-RSTFWB
380 x 370 x 480 mm



THE ESSENTIALS

BANQUET TABLE




ITEM	CODE			SIZE		
	PVC	LEATHER	LAMINATED	D	H	
ROUND - STEEL LEG						
	WM-DE-PVCRBT01	WM-DE-LERBT01	WM-DE-LARBT01	Ø915 X	760 mm	
	WM-DE-PVCRBT02	WM-DE-LERBT02	WM-DE-LARBT02	Ø1220 X	760 mm	
	WM-DE-PVCRBT03	WM-DE-LERBT03	WM-DE-LARBT03	Ø1530 X	760 mm	
	WM-DE-PVCRBT04	WM-DE-LERBT04	WM-DE-LARBT04	Ø1680 X	760 mm	
	WM-DE-PVCRBT05	WM-DE-LERBT05	WM-DE-LARBT05	Ø1830 X	760 mm	
	WM-DE-PVCRBT06	WM-DE-LERBT06	WM-DE-LARBT06	Ø2000 X	760 mm	
	WM-DE-PVCRBT07	WM-DE-LERBT07	WM-DE-LARBT07	Ø2200 X	760 mm	
HALF ROUND - STEEL LEG						
	WM-DE-PVCHRBT01	WM-DE-LEHRBT01	WM-DE-LAHRBT01	Ø915 X	760 mm	
	WM-DE-PVCHRBT02	WM-DE-LEHRBT02	WM-DE-LAHRBT02	Ø1220 X	760 mm	
	WM-DE-PVCHRBT03	WM-DE-LEHRBT03	WM-DE-LAHRBT03	Ø1530 X	760 mm	
	WM-DE-PVCHRBT04	WM-DE-LEHRBT04	WM-DE-LAHRBT04	Ø1680 X	760 mm	
	WM-DE-PVCHRBT05	WM-DE-LEHRBT05	WM-DE-LAHRBT05	Ø1830 X	760 mm	
	WM-DE-PVCHRBT06	WM-DE-LEHRBT06	WM-DE-LAHRBT06	Ø2000 X	760 mm	
	WM-DE-PVCHRBT07	WM-DE-LEHRBT07	WM-DE-LAHRBT07	Ø2200 X	760 mm	
	WM-DE-PVCHRBT08	WM-DE-LEHRBT08	WM-DE-LAHRBT08	Ø2440 X	760 mm	
	WM-DE-PVCHRBT09	WM-DE-LEHRBT09	WM-DE-LAHRBT09	Ø3000 X	760 mm	
FAN - SHAPED - STEEL LEG						
	WM-DE-PVCSLFBT01	WM-DE-LES�FBT01	WM-DE-LASLFBT01	2103 x	760 x	760 mm
	WM-DE-PVCSLFBT02	WM-DE-LES�FBT02	WM-DE-LASLFBT02	2130 x	760 x	760 mm
	WM-DE-PVCSLFBT03	WM-DE-LES�FBT03	WM-DE-LASLFBT03	2873 x	915 x	760 mm
	WM-DE-PVCSLFBT04	WM-DE-LES�FBT04	WM-DE-LASLFBT04	2154 x	915 x	760 mm
	WM-DE-PVCSLFBT05	WM-DE-LES�FBT05	WM-DE-LASLFBT05	2150 x	760 x	760 mm
1/4 ROUND - STEEL LEG						
	WM-DE-PVCSL1/4RBT01	WM-DE-LESL1/4RBT01	WM-DE-LASL1/4RBT01	455 x	455 x	760 mm
	WM-DE-PVCSL1/4RBT02	WM-DE-LESL1/4RBT02	WM-DE-LASL1/4RBT02	760 x	760 x	760 mm
	WM-DE-PVCSL1/4RBT03	WM-DE-LESL1/4RBT03	WM-DE-LASL1/4RBT03	915 x	915 x	760 mm
SQUARE - STEEL LEG						
	WM-DE-PVCSLSBT01	WM-DE-LESLSBT01	WM-DE-LASLSBT01	760 x	760 x	760 mm
	WM-DE-PVCSLSBT02	WM-DE-LESLSBT02	WM-DE-LASLSBT02	915 x	915 x	760 mm
	WM-DE-PVCSLSBT03	WM-DE-LESLSBT03	WM-DE-LASLSBT03	1220 x	1220 x	760 mm

THE ESSENTIALS

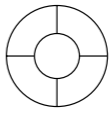
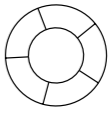
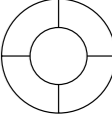
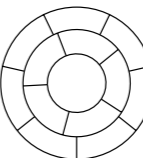
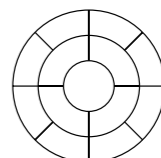
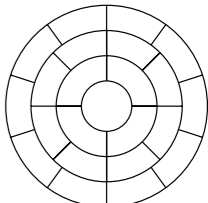
BANQUET TABLE

ITEM	CODE			SIZE		
	PVC	LEATHER	LAMINATED	L	W	H
SQUARE-ROUND - STEEL LEG						
	WM-DE-PVCSLSRBT01	WM-DE-LESLSRBT01	WM-DE-LASLSRBT01	915/1220	x 915/1220	x 760 mm
RECTANGLE - STEEL LEG						
	WM-DE-PVCSLRBT01	WM-DE-LESLRBT01	WM-DE-LASLRBT01	1830 x	455 x	760 mm
	WM-DE-PVCSLRBT02	WM-DE-LESLRBT02	WM-DE-LASLRBT02	1830 x	760 x	760 mm
	WM-DE-PVCSLRBT03	WM-DE-LESLRBT03	WM-DE-LASLRBT03	1830 x	9150 x	760 mm

BANQUET TABLE - STAINLESS STEEL

ITEM	CODE	SIZE
ROUND		
	WM-DE-BTSSR	Ø1830 X 760 mm
FAN - SHAPED		
	WM-DE-BTSSFS(S)	2103 x 760 x 760 mm
	WM-DE-BTSSFS(L)	2130 x 760 x 760 mm
RECTANGLE		
	WM-DE-BTSSR (S)	1830 x 455 x 760 mm
	WM-DE-BTSSR (M)	1830 x 760 x 760 mm
	WM-DE-BTSSR (L)	1830 x 915 x 760 mm

ROUND TABLE COMBINATION

		
Ø2740 x 760 mm WM-DE-BTSSC01 2150 (L) x 760 (W) x 760 (H) mm Outer Ø: 2740 mm Inner Ø: 1220 mm	Ø3350 x 760 mm WM-DE-BTSSC02 2103 (L) x 760 (W) x 760 (H) mm Outer Ø: 3350 mm Inner Ø: 1830 mm	Ø3660 x 760 mm WM-DE-BTSSC03 2873 (L) x 915 (W) x 760 (H) mm Outer Ø: 3660 mm Inner Ø: 1830 mm
		
Ø4870 x 760 mm WM-DE-BTSSC04 2103 (L) x 760 (W) x 760 (H) mm 2130 (L) x 760 (W) x 760 (H) mm Outer Ø: 4870 mm Inner Ø: 1830 mm	Ø5490 x 760 mm WM-DE-BTSSC05 2873 (L) x 915 (W) x 760 (H) mm 2154 (L) x 915 (W) x 760 (H) mm Outer Ø: 5490 mm Inner Ø: 1830 mm	Ø7320 x 760 mm WM-DE-BTSSC06 2873 (L) x 915 (W) x 760 (H) mm 2154 (L) x 915 (W) x 760 (H) mm 2298 (L) x 915 (W) x 760 (H) mm Outer Ø: 7320 mm Inner Ø: 1830 mm



TROLLEY FOR RECTANGLE TABLE
WM-DE-TRET01
910 x 1950 x 1137 mm

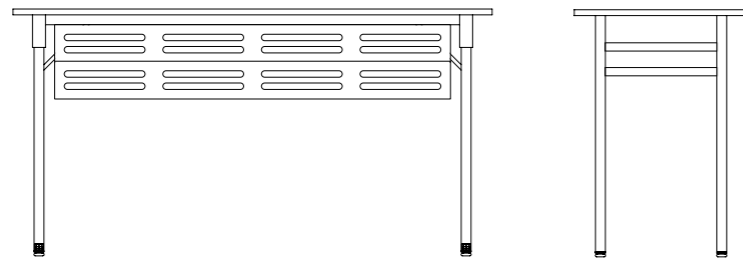



TROLLEY FOR ROUND TABLE
WM-DE-TROT02
910 x 1866 x 1130 mm

THE ESSENTIALS

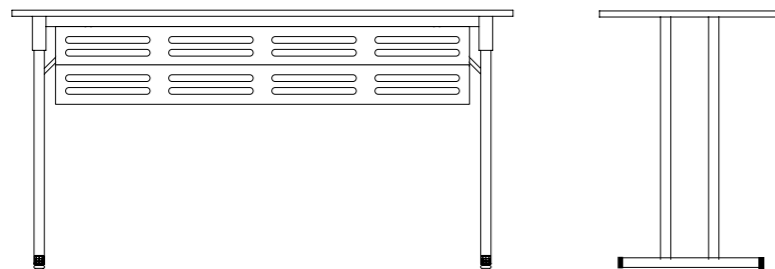
CONFERENCE TABLE


H - SHAPED LEG



ITEM	CODE	SIZE		
		L	W	H
	WM-DE-CTH01	1830	455	760
	WM-DE-CTH02	1830	600	760
	WM-DE-CTH03	1830	760	760
	WM-DE-CTH04	1830	915	760

L - SHAPED LEG



ITEM	CODE	SIZE		
		L	W	H
	WM-DE-CTL01	1830	455	760
	WM-DE-CTL02	1830	600	760
	WM-DE-CTL03	1830	760	760
	WM-DE-CTL04	1830	915	760

THE ESSENTIALS

COCKTAIL TABLE

COCKTAIL TABLE WITH FOLDING TOP



WM-DE-CTRL-XB01
650 X 650 X 1055 (H) mm

REMOVABLE TABLE TOP, FOLDING TABLE



WM-GE-CTRRT01
Ø 760 X 1050 (H) mm

WM-GE-CTRRTLED02
Ø 760 X 1050 (H) mm

FIXED TABLE TOP & STAND












WM-GE-CTFTB03
Ø 760 X 1050 (H) mm

WM-GE-CTFTG04
Ø 760 X 1050 (H) mm

WM-GE-CTFTBL05
Ø 760 X 1050 (H) mm

COCKTAIL TABLE WITH FOLDING TOP OPTIONS

ITEM	SHAPES	BASE		SIZE		
		A1 - ROUND BASE	A2 - SQUARE BASE	L	W	H
	 C1 - ROUND TABLE TOP	WM-DE-CTRL-RB01	WM-DE-CTRL-SB01	600	600	1055
	 C2 - SQUARE TABLE TOP	WM-DE-CTSL-RB02	WM-DE-CTSL-SB02	600	600	1055
	 C1 - ROUND TABLE TOP	WM-DE-CTRG-RB03	WM-DE-CTRG-SB03	600	600	1055
	 C2 - SQUARE TABLE TOP	WM-DE-CTSG-RB04	WM-DE-CTSG-SB04	600	600	1055
	 C1 - ROUND TABLE TOP	WM-DE-CTLEDR-RB05	WM-DE-CTLEDR-SB05	600	600	1055
	 C2 - SQUARE TABLE TOP	WM-DE-CTLEDS-RB06	WM-DE-CTLEDS-SB06	600	600	1055

THE ESSENTIALS

BANQUET & CONFERENCE CHAIR


STAINLESS STEEL CHAIR

ITEM	CODE	SIZE		
		L	W	H
	WM-GE-BCSS-CH01	480	600	900
	WM-RE-BCSS-CH02	600	565	970
	WM-RE-BCSS-CH03	600	610	1000
	WM-GE-BCSS-CH04	460	570	840
	WM-GE-BCSS-CH05	460	570	860
	WM-GE-BCSS-CH06	460	570	860

STAINLESS STEEL CHAIR

ITEM	CODE	SIZE		
		L	W	H
	WM-GE-BCSS-CH07	460	580	840
	WM-GE-BCSS-CH08	460	580	840
	WM-GE-BCSS-CH09	465	570	880
	WM-GE-BCSS-CH10	460	580	840
	WM-GE-BCSS-CH11	460	570	960
	WM-RE-BCFB-CH12	485	600	880

FLEX BACK STEEL CHAIR

ITEM	CODE	SIZE		
		L	W	H
	WM-RE-BCFB-CH12	485	600	880


THE ESSENTIALS

BANQUET & CONFERENCE CHAIR

FLEX BACK STEEL CHAIR

ITEM	CODE	SIZE		
		L	W	H
	WM-RE-BCFB-CH13	460	535	940
	WM-RE-BCFB-CH14	460	535	930
	WM-RE-BCFB-CH15	460	570	840

ALUMINUM CHAIR

ITEM	CODE	SIZE		
		L	W	H
	WM-RE-BCAL-CH16	460	580	925
	WM-RE-BCAL-CH17	390	440	920

ALUMINUM CHAIR

ITEM	CODE	SIZE		
		L	W	H
	WM-GE-BCAL-CH18	460	630	920
	WM-GE-BCAL-CH19	460	590	950
	WM-GE-BCAL-CH20	480	620	925
	WM-GE-BCAL-CH21	490	600	960
	WM-GE-BCAL-CH22	470	600	880
	WM-GE-BCAL-CH23	460	560	920

THE ESSENTIALS

PODIUM



WM-GE-BP01
600 x 550 x 1200 (H) mm



WM-GE-BP02
600 x 550 x 1200 (H) mm



WM-GE-BP03
600 x 550 x 1200 (H) mm



WM-GE-BP04
600 x 550 x 1200 (H) mm



WM-GE-BP05
600 x 550 x 1200 (H) mm



WM-GE-BP06
500 x 600 x 1200 (H) mm



WM-GE-BP07
600 x 550 x 1200 (H) mm



WM-GE-BP08
600 x 530 x 1200 (H) mm



WM-GE-BP09
600 x 530 x 1200 (H) mm

THE ESSENTIALS

ACCESSORIES



Chinese Style Hallowed Partition (4 Folds)
WM-GEA-PCS01
600 x 2000 x 30 mm *4



Wooden Partition (4 Folds)
WM-GEA-PWS02
600 x 2000 x 30 mm *4



Arc-Shaped Partition (4 Folds)
WM-GEA-PASS03
600 x 2000 x 30 mm *4



Square and Round Partition (4 Folds)
WM-GEA-PSRS04
600 x 2000 x 30mm *4



Freedom Partition (4 Folds)
WM-GEA-PFS05
2400 x 2000 (H) mm



LED Partition Magenta (4 Folds)
WM-GEA-PLEDM06
600 x 2000 (H) mm




LED Partition Aqua (4 Folds)
WM-GEA-PLEDA07
600 x 2000 (H) mm



LED Partition Gold (4 Folds)
WM-GEA-PLEDG08
600 x 2000 (H) mm

THE ESSENTIALS

STAGE & DANCE FLOOR

ITEM	CODE	SIZE		
		L	W	H
	WM-DE-STDF-S01	2440	1220	410/610 mm
	WM-DE-STDF-S02	2440	1830	410/610 mm
	WM-DE-STDF-S03	2440	1830	610/812 mm




CARPET COLOR OPTIONS



ACCESSORIES FOR STAGE



STAGE STEP (2 STEPS)

WM-DE-STDF-ST2
978 x 628 x 486 mm



STAGE STEP (3 STEPS)

WM-DE-STDF-ST3
980 x 970 x 670 mm



STAGE SKIRTING (WIDE)

WM-DE-STDF-SSW
Matching 410 mm height stage



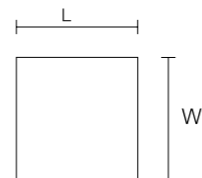
STAGE STEP (NARROW)

WM-DE-STDF-SSN
Matching 610 mm height stage

ITEM	CODE	SIZE		
		L	W	H



WM-DE-STDF-DF1 910 x 910 x 25 mm



ACCESSORIES FOR DANCE FLOOR



CORNER TRIM

WM-DE-STDF-CT
L 906 mm



STRAIGHT TRIM

WM-DE-STDF-ST
L 965 mm



DANCE FLOOR TROLLEY

WM-DE-STDF-DFT
1160 x 725 x 1055 mm

T H E I N D E X



GLASSWARE

Flow	White Wine	350 ml	P 11	WM-CFL-WW350
Flow	Red Wine (AP)	450 ml	P 11	WM-CFL-RW450
Flow	Red Wine	570 ml	P 11	WM-CFL-RW570
Flow	Red Wine	580 ml	P 11	WM-CFL-RW580
Flow	Red Wine	650 ml	P 11	WM-CFL-RW650
Flow	Champagne Flute	220 ml	P 11	WM-CFL-CF220
Flow	Martini	280 ml	P 13	WM-CFL-M280
Flow	Beer	380 ml	P 13	WM-CFL-B380
Flow	Tasting	210 ml	P 13	WM-CFL-T21
Flow	Cognac	690 ml	P 13	WM-CFL-C690
Flow	Liqueur	65 ml	P 15	WM-CFL-L65
Flow	Grappa	85 ml	P 15	WM-CFL-G85
Flow	Shot Glass	50 ml	P 15	WM-CFL-SG50
Flow	Old Fashion	320 ml	P 15	WM-CFL-OF320
Flow	High Ball	300 ml	P 15	WM-CFL-HB300
Flow	High Ball	470 ml	P 15	WM-CFL-HB470
Fall	White wine	350 ml	P 12	WM-CFA-WW350
Fall	Red Wine	360 ml	P 12	WM-CFA-RW360
Fall	Red Wine (AP)	450 ml	P 12	WM-CFA-RW450
Fall	Red Wine	570 ml	P 12	WM-CFA-RW570
Fall	Champagne Flute	160 ml	P 12	WM-CFA-CF160
Fall	Liqueur	60 ml	P 12	WM-CFA-L60
Pure	White Wine	250 ml	P 17	WM-CPR-WW250
Pure	White Wine	360 ml	P 17	WM-CPR-RW360
Pure	Red Wine (AP)	450 ml	P 17	WM-CPR-RW450
Pure	Red Wine	580 ml	P 17	WM-CPR-RW580
Pure	Red Wine	600 ml	P 17	WM-CPR-RW600
Pure	Champagne Flute	200 ml	P 17	WM-CPR-CF200
Pure	Beer	380 ml	P 19	WM-CPR-B380
Pure	Liqueur	60 ml	P 19	WM-CPR-L60
Pure	Shot Glass	60 ml	P 19	WM-CPR-SG60
Pure	Old Fashion	230 ml	P 19	WM-CPR-OF230
Pure	Double Old Fashion	290 ml	P 19	WM-CPR-DOF290
Pure	High Ball	250 ml	P 19	WM-CPR-HB250
Pure	High Ball	380 ml	P 19	WM-CPR-HB380
Aqua	White Wine	260 ml	P 21	WM-CAQ-WW260
Aqua	White Wine	330 ml	P 21	WM-CAQ-WW330
Aqua	Red Wine (AP)	450 ml	P 21	WM-CAQ-RW450
Aqua	Red Wine	540 ml	P 21	WM-CAQ-RW540
Aqua	Red Wine	670 ml	P 21	WM-CAQ-RW670
Aqua	Champagne Flute	220 ml	P 21	WM-CAQ-CF220
Ocean	White Wine	400 ml	P 23	WM-COC-WW400
Ocean	Red Wine	650 ml	P 23	WM-COC-RW650
Ocean	Red Wine	640 ml	P 23	WM-COC-RW640
Ocean	Champagne Flute	260 ml	P 23	WM-COC-CF260
Ocean	Beer	470 ml	P 25	WM-COC-B470
Ocean	Old Fashion	380 ml	P 25	WM-COC-OF380
Ocean	High Ball	580 ml	P 25	WM-COC-HB580
Wave	White wine	185 ml	P 27	WM-CW-WW185
Wave	Red Wine	250 ml	P 27	WM-CW-RW250
Wave	Red Wine	350 ml	P 27	WM-CW-RW350
Wave	Champagne Flute	190 ml	P 27	WM-CW-CF190
Wave	Liqueur	60 ml	P 27	WM-CW-L60
Tide	Old Fashion	320 ml	P 29	WM-CT-OF320
Tide	Old Fashion	410 ml	P 29	WM-CT-OF410
Tide	Juice Glass	150 ml	P 29	WM-CT-JG150
Tide	High Ball	350 ml	P 29	WM-CT-HB350
Tide	High Ball	470 ml	P 29	WM-CT-HB470

GLASSWARE

Beercraft	Footed Beer Glass	630 ml	P 31	WM-CT-FBG630
Beercraft	Beer Glass	550 ml	P 31	WM-CT-BG550
Beercraft	Footed Beer Glass	680 ml	P 31	WM-CT-FB680
LEAD CRYSTAL CUT				
Splash	Whisky set for 2		P 33	WM-CS-WBS000
Spring	Rock	280 ml	P 35	WM-LOSG-R280
Spring	Rock	390 ml	P 35	WM-LOSG-R390
Spring	Small High Ball	295 ml	P 35	WM-LOSG-SHB295
Spring	High Ball	390 ml	P 35	WM-LOSG-HB390
Frost	Rock	280 ml	P 35	WM-LOF-R280
Frost	Rock	390 ml	P 35	WM-LOF-R390
Frost	Small High Ball	295 ml	P 35	WM-LOF-SHB295
Frost	High Ball	390 ml	P 35	WM-LOF-HB390
Ice	Rock	280 ml	P 37	WM-LOI-R280
Ice	Rock	390 ml	P 37	WM-LOI-R390
Ice	Small High Ball	295 ml	P 37	WM-LOI-SHB295
Ice	High Ball	390 ml	P 37	WM-LOI-HB390
Cube	Rock	280 ml	P 37	WM-LOC-R280
Cube	Rock	390 ml	P 37	WM-LOC-R390
Cube	Small High Ball	295 ml	P 37	WM-LOC-SHB295
Cube	High Ball	390 ml	P 37	WM-LOC-HB390
Iceberg	Rock	280 ml	P 38	WM-LOIB-R280
Iceberg	Rock	390 ml	P 38	WM-LOIB-R390
Iceberg	Small High Ball	295 ml	P 38	WM-LOIB-SHB295
Iceberg	High Ball	390 ml	P 38	WM-LOIB-HB390
Whirl	High Ball	400 ml	P 38	WM-LOW-HB400
Whirl	Small High Ball	295 ml	P 38	WM-LOW-SHB295
Whirl	Old Fashion	290 ml	P 38	WM-LOW-OF290
Air	Table Knife (10mm)		P 41	WM-FAIR-TK01B
Air	Table Knife (10mm)		P 41	WM-FAIR-TF01
Air	Table Fork (2.5mm)		P 41	WM-FAIR-TS01
Air	Table Spoon (2.5mm)		P 41	WM-FAIR-DS01
Air	Dessert Knife (9mm)		P 41	WM-FAIR-DF02
Air	Dessert Fork (2mm)		P 41	WM-FAIR-DS02
Air	Dessert Spoon (2mm)		P 41	WM-FAIR-TS03
Air	Tea Spoon (1.5mm)		P 41	WM-FAIR-CS04
Air	Coffee Spoon (1.5mm)		P 41	WM-FAIR-TK03S
Air Vintage	Table Knife (10mm)		P 43	WM-FAIRV-TK01
Air Vintage	Table Fork (2.5mm)		P 43	WM-FAIRV-TF01
Air Vintage	Table Spoon (2.5mm)		P 43	WM-FAIRV-TS01
Air Vintage	Dessert Knife (9mm)		P 43	WM-FAIRV-DK02
Air Vintage	Dessert Fork (2mm)		P 43	WM-FAIRV-DF02
Air Vintage	Dessert Spoon (2mm)		P 43	WM-FAIRV-DS02
Air Vintage	Tea Spoon (1.5mm)		P 43	WM-FAIRV-TS03
Air Vintage	Coffee Spoon (1.5mm)		P 43	WM-FAIRV-CS04
Air Vintage Copper	Table Fork (2.5mm)		P 45	WM-FAIRVC-TF01
Air Vintage Copper	Table Spoon (2.5mm)		P 45	WM-FAIRVC-TS01
Air Vintage Copper	Dessert Knife (9mm)		P 45	WM-FAIRVC-DK02
Air Vintage Copper	Dessert Fork (2mm)		P 45	WM-FAIRVC-DF02
Air Vintage Copper	Dessert Spoon (2mm)		P 45	WM-FAIRVC-DS02
Air Vintage Copper	Tea Spoon (1.5mm)		P 45	WM-FAIRVC-TS03
Air Vintage Copper	Coffee Spoon (1.5mm)		P 45	WM-FAIRVC-CS04

FLATWARE

FLATWARE

Breeze Vintage	Table Knife	P 47	WM-AMFBV-TK01
Breeze Vintage	Table Fork	P 47	WM-AMFBV-TF01
Breeze Vintage	Table Spoon	P 47	WM-AMFBV-TS01
Breeze Vintage	Dessert Knife	P 47	WM-AMFBV-DK02
Breeze Vintage	Dessert Fork	P 47	WM-AMFBV-DF02
Breeze Vintage	Dessert Spoon	P 47	WM-AMFBV-DS02
Breeze Vintage	Tea Spoon	P 47	WM-AMFBV-TS03
Breeze Vintage	Coffee Spoon	P 47	WM-AMFBV-CS04
Breeze Vintage	Mirror	P 47	WM-AMFBV-MR
Breeze Vintage	Matt	P 47	WM-AMFBV-MT
Breeze Copper	Table Knife	P 48	WM-AMFBC-TK01
Breeze Copper	Table Fork	P 48	WM-AMFBC-TF01
Breeze Copper	Table Spoon	P 48	WM-AMFBC-TS01
Breeze Copper	Dessert Knife	P 48	WM-AMFBC-DK02
Breeze Copper	Dessert Fork	P 48	WM-AMFBC-DF02
Breeze Copper	Dessert Spoon	P 48	WM-AMFBC-DS02
Breeze Copper	Tea Spoon	P 48	WM-AMFBC-TS03
Breeze Copper	Coffee Spoon	P 48	WM-AMFBC-CS04
Breeze Copper	Mirror	P 48	WM-AMFBC-MR
Breeze Copper	Matt	P 48	WM-AMFBC-MT
Breeze Black	Table Knife	P 49	WM-AMFBB-TK01
Breeze Black	Table Fork	P 49	WM-AMFBB-TF01
Breeze Black	Table Spoon	P 49	WM-AMFBB-TS01
Breeze Black	Dessert Knife	P 49	WM-AMFBB-DK02
Breeze Black	Dessert Fork	P 49	WM-AMFBB-DF02
Breeze Black	Dessert Spoon	P 49	WM-AMFBB-DS02
Breeze Black	Tea Spoon	P 49	WM-AMFBB-TS03
Breeze Black	Coffee Spoon	P 49	WM-AMFBB-CS04
Breeze Black	Mirror	P 49	WM-AMFBB-MR
Breeze Black	Matt	P 49	WM-AMFBB-MT
Wind Copper	Table Knife	P 51	WM-AMFWC-TK01
Wind Copper	Table Fork	P 51	WM-AMFWC-TF01
Wind Copper	Table Spoon	P 51	WM-AMFWC-TS01
Wind Copper	Dessert Knife	P 51	WM-AMFWC-DK02
Wind Copper	Dessert Fork	P 51	WM-AMFWC-DF02
Wind Copper	Dessert Spoon	P 51	WM-AMFWC-DS02
Wind Copper	Tea Spoon	P 51	WM-AMFWC-TS03
Wind Copper	Coffee Spoon	P 51	WM-AMFWC-CS04
Wind Copper	Mirror	P 51	WM-AMFWC-MR
Wind Copper	Matt	P 51	WM-AMFWC-MT
Wind Black	Table Knife	P 53	WM-AMFWB-TK01
Wind Black	Table Fork	P 53	WM-AMFWB-TF01
Wind Black	Table Spoon	P 53	WM-AMFWB-TS01
Wind Black	Dessert Knife	P 53	WM-AMFWB-DK02
Wind Black	Dessert Fork	P 53	WM-AMFWB-DF02
Wind Black	Dessert Spoon	P 53	WM-AMFWB-DS02
Wind Black	Tea Spoon	P 53	WM-AMFWB-TS03
Wind Black	Coffee Spoon	P 53	WM-AMFWB-CS04
Wind Black	Mirror	P 53	WM-AMFWB-MR
Wind Black	Matt	P 53	WM-AMFWB-MT
Wind Vintage	Table Knife	P 54	WM-AMFWV-TK01
Wind Vintage	Table Fork	P 54	WM-AMFWV-TF01
Wind Vintage	Table Spoon	P 54	WM-AMFWV-TS01
Wind Vintage	Dessert Knife	P 54	WM-AMFWV-DK02
Wind Vintage	Dessert Fork	P 54	WM-AMFWV-DF02
Wind Vintage	Dessert Spoon	P 54	WM-AMFWV-DS02
Wind Vintage	Tea Spoon	P 54	WM-AMFWV-TS03
Wind Vintage	Coffee Spoon	P 54	WM-AMFWV-CS04
Wind Vintage	Mirror	P 54	WM-AMFWV-MR
Wind Vintage	Matt	P 54	WM-AMFWV-MT

BANQUET ACCESSORIES

Ashtray	Wind Chrome	P 57	WM-NWCASH-CH01
Ashtray	Wind Bronze	P 57	WM-NWBASH-BR01
Ashtray	Wind Gold	P 57	WM-NWGASH-GD01
Ashtray	Wind Copper	P 57	WM-NWCASH-CP01
Ashtray	Gallant	P 57	WM-NASH-GT01
Ashtray	Gallant	P 57	WM-NASH-GT02
Ashtray	Poise	P 57	WM-NASH-PS1B
Ashtray	Poise	P 57	WM-NASH-PS1A
Placemats	Coal	P 59	WM-ZPM-COAL01
Placemats	Wood	P 59	WM-ZPM-WOOD01
Placemats	Ash	P 59	WM-ZPM-ASH01
Place Mats	Air	P 59	WM-ZPM-AIR01
Salt & Pepper Mill	Nature	P 61	WM-MSP-NAS01
Salt & Pepper Mill	Nature	P 61	WM-MSP-NAP01
Salt & Pepper Mill	Beech	P 61	WM-MSP-BES01
Salt & Pepper Mill	Beech	P 61	WM-MSP-BEP01
Salt & Pepper Mill	Cosmos Stainless Steel	P 61	WM-MSP-CSS01
Salt & Pepper Mill	Cosmos White	P 61	WM-MSP-CW02
Salt & Pepper Mill	Cosmos Black	P 61	WM-MSP-CB03
Oil Cruet	Sphere	P 63	WM-OGCR-SPH01
Oil Cruet	Comet	P 63	WM-OGCR-COM02
Oil Cruet	Cluster	P 63	WM-OGCR-CLU03
Wood dishes	Elm	P 65	WM-WOE-FD
Wood dishes	Leaf	P 67	WM-WOL-BB
Wood dishes	Stump 1 st side	P 69	WM-WOS-25B
Wood dishes	Stump 2 nd side	P 71	WM-WOS-25B
Pizza Board Paperstone		P 73	WM-RO-PBBL01
Pizza Board Paperstone		P 73	WM-RO-PBBR01
Décor	Square Brass Bowl	P 75	WM7041
Décor	Round Brass Bowl	P 75	WM7031
Décor	Deep Round Bowl	P 75	WM7038
Décor	Deep Round Bowl	P 75	WM7039
Décor	Grey Tri Bowl	P 75	WM7033
Décor	Silver Tri Bowl	P 75	WM7031
Décor	Glass Tri Bowl	P 75	WM7032
Décor	2 Tier Cake Stand in Gold	P 75	WM7274
Décor	2 Tier Cake Stand in Silver	P 75	WM7054
Décor	2 Tier Cake Stand in Grey	P 75	WM7034
COOKING STATIONS			
U Line Buffet stand		P 80	WM-GULB-FRA01
U Line Buffet stand-Roma Style		P 84	WM-GULBR-FRA02
V Line Buffet stand		P 88	WM-GVLB-FRA03
H Line Buffet stand		P 92	WM-GHLB-FRA04
X Line Buffet stand		P 96	WM-GXLB-FRA05
MODULES			
Wooden flat table top(1/3)		P 102	WM-GEA-1/3WOFT01M
Wooden flat table top(2/3)		P 102	WM-GEA-2/3WOFT02M
Wooden flat table top(3/1)		P 102	WM-GEA-3/1WOFT03M
Flat Module with condiment holder 1/3		P 102	WM-GEA-FCH04M
Induction module(1/3)		P 102	WM-GEA-IND05M
Induction cooking Module w/ condiment holder 1/3		P 102	WM-GEA-INDCH06M
Full plate Double Head Induction Module 1/3		P 102	WM-GEA-FPDH07M
Heating plate module(1/3)		P 102	WM-GEA-HP08M
Induction wok module(1/3)		P 102	WM-GEA-INDW09M
Pasta & noodle cooking module(1/3)		P 103	WM-GEA-PAN10M
Dim Sum Module(1/3)		P 103	WM-GEA-DIM11M
Soup warmer Module(1/3)		P 103	WM-GEA-SOU12M
Deep fryer Module(1/3)		P 103	WM-GEA-DEE13M
Pancake module(1/3)		P 103	WM-GEA-PAN14M
Saj module(1/3)		P 103	WM-GEA-SJ15M



BANQUET

INDEX

- Small griddle module(1/3) P 103 WM-GEA-SMA16M
- Large griddle module(2/3) P 103 WM-GEA-LAR17M
- Small Carving module(1/3) P 103 WM-GEA-SMAC18M
- Large Carving module(2/3) P 103 WM-GEA-LARC19M
- Small Ice bin module(1/3) P 104 WM-GEA-SMAIB20M
- Large Ice bin module(2/3) P 104 WM-GEA-LARIB22MA
- X-Large Ice bin module(3/1) P 104 WM-GEA-XLIB22MB
- Ice Bin Module w/ condiment holder 1/3 P 104 WM-GEA-ICECH21M
- Cold & Hot plate module(1/3) P 104 WM-GEA-CAHP23M
- Dessert Module(1/3) P 104 WM-GEA-DES24M
- Peking Duck Module(1/3) P 104 WM-GEA-PEK26M
- Sushi freezer-S P 104 WM-GEA-SUFS27M
- Sushi freezer-L P 104 WM-GEA-SUFL28M
- Heating lamp P 104 WM-GEA-HEATL25AM
- Heating lamp P 104 WM-GEA-HEATL25B
- Heating lamp P 104 WM-GEA-HEATL25C

ACCESSORIES

- 1/3 Acrylic front panel P 105 WM-GEA-FPACR01
- 1/3 LED front Panel P 105 WM-GEA-1/3FPL02
- 1/3 LED front Panel with laser cutting S/S pattern P 105 WM-GEA-1/3FPL03
- 1/3 LCD Screen front Panel with S/S edge P 105 WM-GEA-1/3FPS04
- 1/3 LED front Panel with laser cutting S/S pattern P 105 WM-GEA-1/3FPL05
- 1/2 Front Acrylic panel P 105 WM-GEA-1/2FPACR06
- 1/2 LED front Panel P 106 WM-GEA-1/2FPL07
- 1/2 LED front Panel with laser cutting S/S pattern P 106 WM-GEA-1/2FPL08
- 1/2 Front Panel with laser cutting S/S pattern P 106 WM-GEA-1/2FPLS09
- Full Folding Panel A P 106 WM-GEA-FFPA1
- Full Folding Panel B P 106 WM-GEA-FFPB1
- Full Folding Panel C P 106 WM-GEA-FFPC1

- Round Side Station (1/4) P 107 WM-GEA-1/4RSSW
- Round Side Station (1/4) P 107 WM-GEA-1/4RSSG
- Round Side Station with Plate Warmer P 107 WM-GEA-RSSPW
- Plate Warmer Trolley (Black) P 107 WM-GOA-PLAT01
- Plate Warmer Trolley (Rose Gold) P 107 WM-GOA-PLAT02
- Plate Warmer Trolley (Acrylic) P 107 WM-GOA-PLAT03
- Plate Warmer Trolley (Wooden) P 107 WM-GOA-PLAT04
- Folding Platform P 107 WM-GEA-RFP
- Folding Platform with LED P 107 WM-GEA-LFP

FINISHING

- HPL laminate Options of module top P 108 WM8909ST
- HPL laminate Options of module top P 108 WM4982ST
- HPL laminate Options of module top P 108 WM4983ST
- HPL laminate Options of module top P 108 WMA8084
- HPL laminate Options of module top P 108 WMA8121
- HPL laminate Options of module top P 108 WMA8123
- HPL laminate Options of module top P 108 WMA18131
- HPL laminate Options of module top P 108 WMA8133

- 304 Brushed SS Frame Color P 108 WMSS14
- 304 Brushed SS Frame Color P 108 WMSS12
- 304 Brushed SS Frame Color P 108 WMSS04
- 304 Brushed SS Frame Color P 108 WMSS03
- 304 Brushed SS Frame Color P 108 WMSS02

- Aluminium & Steel Frame Color P 108 WMPC-031
- Aluminium & Steel Frame Color P 108 WMPC-036
- Aluminium & Steel Frame Color P 108 WMPC-038
- Aluminium & Steel Frame Color P 108 WMPC-053
- Aluminium & Steel Frame Color P 108 WMPC-058

SERVICE TROLLEYS

- Module trolley P 109 WM-GS-MODT01
- LED panel trolley P 109 WM-GS-LEDT02
- Buffet stand trolley P 109 WM-GS-BUFST03
- Modular Trolley with Ice Bin P 110 WM-GESE-MTIB01
- C Line Modular Trolley-Rose Gold P 110 WM-GESE-CMRG02



BANQUET

INDEX

- Service Trolley P 111 WM-DE-STL01L1
- Wine & Liquer P 111 WM-DE-STWL02L1
- Cake & Dessert P 111 WM-DE-CDST03L1
- Dim Sum P 111 WM-DE-DSST04L1
- Carving P 111 WM-DE-CST05L1
- Gas Cooking P 111 WM-DE-GCST06L1
- Beijing Duck P 111 WM-DE-BDST07L1
- Tea P 111 WM-DE-TST08L1
- Service P 111 WM-DE-SST01L2
- Carving P 111 WM-DE-CST02L2
- Gas Cooking P 111 WM-DE-GCST03L2
- Tea P 111 WM-DE-TST04L2
- Wine & Liquor P 111 WM-DE-WLST05L2
- Cake & Dessert P 111 WM-DE-CDST06L2
- Room Service 5 Folds Trolley P 111 WM-DE-RST5F01
- Room Service 3 Folds Trolley P 111 WM-DE-RST3F02
- Food Warmer Box Stand P 111 WM-DE-RSTFW801
- Food Warmer Box Stand P 111 WM-DE-RSTFW802
- Food Warmer P 111 WM-DE-RSTFWW
- Food Warmer P 111 WM-DE-RSTFWB

BANQUET TABLES

- Steel leg Round PVC P 112 WM-DE-PVCRBT01
- Steel leg Round Leather P 112 WM-DE-LERBT01
- Steel leg Round Laminated P 112 WM-DE-LARBT01
- Steel leg Round PVC P 112 WM-DE-PVCRBT02
- Steel leg Round Leather P 112 WM-DE-LERBT02
- Steel leg Round Laminated P 112 WM-DE-LARBT02
- Steel leg Round PVC P 112 WM-DE-PVCRBT03
- Steel leg Round Leather P 112 WM-DE-LERBT03
- Steel leg Round Laminated P 112 WM-DE-LARBT03
- Steel leg Round PVC P 112 WM-DE-PVCRBT04
- Steel leg Round Leather P 112 WM-DE-LERBT04
- Steel leg Round Laminated P 112 WM-DE-LARBT04
- Steel leg Round PVC P 112 WM-DE-PVCRBT05
- Steel leg Round Leather P 112 WM-DE-LERBT05
- Steel leg Round Laminated P 112 WM-DE-LARBT05
- Steel leg Round PVC P 112 WM-DE-PVCRBT06
- Steel leg Round Leather P 112 WM-DE-LERBT06
- Steel leg Round Laminated P 112 WM-DE-LARBT06
- Steel leg Round PVC P 112 WM-DE-PVCRBT07
- Steel leg Round Leather P 112 WM-DE-LERBT07
- Steel leg Round Laminated P 112 WM-DE-LARBT07
- Steel leg Half Round PVC P 112 WM-DE-PVCHRBT01
- Steel leg Half Round Leather P 112 WM-DE-LEHRBT01
- Steel leg Half Round Laminated P 112 WM-DE-LAHRBT01
- Steel leg Half Round PVC P 112 WM-DE-PVCHRBT02
- Steel leg Half Round Leather P 112 WM-DE-LEHRBT02
- Steel leg Half Round Laminated P 112 WM-DE-LAHRBT02
- Steel leg Half Round PVC P 112 WM-DE-PVCHRBT03
- Steel leg Half Round Leather P 112 WM-DE-LEHRBT03
- Steel leg Half Round Laminated P 112 WM-DE-LAHRBT03
- Steel leg Half Round PVC P 112 WM-DE-PVCHRBT04
- Steel leg Half Round Leather P 112 WM-DE-LEHRBT04
- Steel leg Half Round Laminated P 112 WM-DE-LAHRBT04
- Steel leg Half Round PVC P 112 WM-DE-PVCHRBT05
- Steel leg Half Round Leather P 112 WM-DE-LEHRBT05
- Steel leg Half Round Laminated P 112 WM-DE-LAHRBT05
- Steel leg Half Round PVC P 112 WM-DE-PVCHRBT06
- Steel leg Half Round Leather P 112 WM-DE-LEHRBT06
- Steel leg Half Round Laminated P 112 WM-DE-LAHRBT06
- Steel leg Half Round PVC P 112 WM-DE-PVCHRBT07
- Steel leg Half Round Leather P 112 WM-DE-LEHRBT07
- Steel leg Half Round Laminated P 112 WM-DE-LAHRBT07
- Steel leg Half Round PVC P 112 WM-DE-PVCHRBT08
- Steel leg Half Round Leather P 112 WM-DE-LEHRBT08
- Steel leg Half Round Laminated P 112 WM-DE-LAHRBT08
- Steel leg Half Round PVC P 112 WM-DE-PVCHRBT09
- Steel leg Half Round Leather P 112 WM-DE-LEHRBT09
- Steel leg Half Round Laminated P 112 WM-DE-LAHRBT09
- Steel leg Fan shaped PVC P 112 WM-DE-PVCSLFBT01
- Steel leg Fan shaped Leather P 112 WM-DE-LESFLBT01
- Steel leg Fan shaped Laminated P 112 WM-DE-LASLFBT01
- Steel leg Fan shaped PVC P 112 WM-DE-PVCSLFBT02
- Steel leg Fan shaped Leather P 112 WM-DE-LESFLBT02
- Steel leg Fan shaped Laminated P 112 WM-DE-LASLFBT02



BANQUET

INDEX

- Steel leg Fan shaped Laminated P 112 WM-DE-LASLFBT02
- Steel leg Fan shaped PVC P 112 WM-DE-PVCSLFBT03
- Steel leg Fan shaped Leather P 112 WM-DE-LESFLBT03
- Steel leg Fan shaped Laminated P 112 WM-DE-LASLFBT03
- Steel leg Fan shaped PVC P 112 WM-DE-PVCSLFBT04
- Steel leg Fan shaped Leather P 112 WM-DE-LESFLBT04
- Steel leg Fan shaped Laminated P 112 WM-DE-LASLFBT04
- Steel leg Fan shaped PVC P 112 WM-DE-PVCSLFBT05
- Steel leg Fan shaped Leather P 112 WM-DE-LESFLBT05
- Steel leg Fan shaped Laminated P 112 WM-DE-LASLFBT05
- Steel leg 1/4th Round PVC P 112 WM-DE-PVCSL1/4RBT01
- Steel leg 1/4th Round Leather P 112 WM-DE-LES1/4RBT01
- Steel leg 1/4th Round Laminated P 112 WM-DE-LAS1/4RBT01
- Steel leg 1/4th Round PVC P 112 WM-DE-PVCSL1/4RBT02
- Steel leg 1/4th Round Leather P 112 WM-DE-LES1/4RBT02
- Steel leg 1/4th Round Laminated P 112 WM-DE-LAS1/4RBT02
- Steel leg 1/4th Round PVC P 112 WM-DE-PVCSL1/4RBT03
- Steel leg 1/4th Round Leather P 112 WM-DE-LES1/4RBT03
- Steel leg 1/4th Round Laminated P 112 WM-DE-LAS1/4RBT03
- Steel leg Square PVC P 112 WM-DE-PVCSLSBT01
- Steel leg Square Leather P 112 WM-DE-LESLSBT01
- Steel leg Square Laminated P 112 WM-DE-LASLSBT01
- Steel leg Square PVC P 112 WM-DE-PVCSLSBT02
- Steel leg Square Leather P 112 WM-DE-LESLSBT02
- Steel leg Square Laminated P 112 WM-DE-LASLSBT02
- Steel leg Square PVC P 112 WM-DE-PVCSLSBT03
- Steel leg Square Leather P 112 WM-DE-LESLSBT03
- Steel leg Square Laminated P 112 WM-DE-LASLSBT03
- Steel leg Square-round PVC P 113 WM-DE-PVCSLSRBT01
- Steel leg Square-round Leather P 113 WM-DE-LESLSRBT01
- Steel leg Square-round Laminated P 113 WM-DE-LASLSRBT01
- Steel leg Rectangle PVC P 113 WM-DE-PVCSLRBT01
- Steel leg Rectangle Leather P 113 WM-DE-LESLRBT01
- Steel leg Rectangle Laminated P 113 WM-DE-LASLRBT01
- Steel leg Rectangle PVC P 113 WM-DE-PVCSLRBT02
- Steel leg Rectangle Leather P 113 WM-DE-LESLRBT02
- Steel leg Rectangle Laminated P 113 WM-DE-LASLRBT02
- Steel leg Rectangle PVC P 113 WM-DE-PVCSLRBT03
- Steel leg Rectangle Leather P 113 WM-DE-LESLRBT03
- Steel leg Rectangle Laminated P 113 WM-DE-LASLRBT03

- Stainless Steel Round P 113 WM-DE-BTSSR
- Stainless Steel Fan shaped P 113 WM-DE-BTSSFS(S)
- Stainless Steel Fan shaped P 113 WM-DE-BTSSFS(L)
- Stainless Steel Rectangle P 113 WM-DE-BTSSR(S)
- Stainless Steel Rectangle P 113 WM-DE-BTSSR(M)
- Stainless Steel Rectangle P 113 WM-DE-BTSSR(L)

- Round table combination P 113 WM-DE-BTSSC01
- Round table combination P 113 WM-DE-BTSSC02
- Round table combination P 113 WM-DE-BTSSC03
- Round table combination P 113 WM-DE-BTSSC04
- Round table combination P 113 WM-DE-BTSSC05
- Round table combination P 113 WM-DE-BTSSC06

- Trolley for Rectangle Table P 113 WM-DE-TRET01
- Trolley for Round Table P 113 WM-DE-TROT02

CONFERENCE TABLE

- Conference Table (H-SHAPED) P 114 WM-DE-CTH01
- Conference Table (H-SHAPED) P 114 WM-DE-CTH02
- Conference Table (H-SHAPED) P 114 WM-DE-CTH03
- Conference Table(H-SHAPED) P 114 WM-DE-CTH04
- Conference Table (L-SHAPED) P 114 WM-DE-CTL01
- Conference Table (L-SHAPED) P 114 WM-DE-CTL02
- Conference Table (L-SHAPED) P 114 WM-DE-CTL03
- Conference Table (L-SHAPED) P 114 WM-DE-CTL04

COCKTAIL TABLE

- Removable table top P 115 WM-GE-CTRTT01
- Removable table top LED P 115 WM-GE-CTRTTLED02
- Fix table top brown P 115 WM-GE-CTFTB03
- Fix table top glass P 115 WM-GE-CTFTG04
- Fix table top black P 115 WM-GE-CTFTBL05



BANQUET

INDEX

- Round Laminated P 115 WM-DE-CTRL-RB01
- Round Laminated P 115 WM-DE-CTRL-SB01
- Square Laminated P 115 WM-DE-CTSL-RB02
- Square Laminated P 115 WM-DE-CTSL-SB02
- Round Glass P 115 WM-DE-CTRG-RB03
- Round Glass P 115 WM-DE-CTRG-SB03
- Square Glass P 115 WM-DE-CTSG-RB04
- Square Glass P 115 WM-DE-CTSG-SB04
- LED Round P 115 WM-DE-CTLEDR-RB05
- LED Round P 115 WM-DE-CTLEDR-SB05
- LED Square P 115 WM-DE-CTLEDS-RB06
- LED Square P 115 WM-DE-CTLEDS-SB06

BANQUET & CONFERENCE CHAIRS

- Stainless Steel Chair P 116 WM-GE-BCSS-CH01
- Stainless Steel Chair P 116 WM-RE-BCSS-CH02
- Stainless Steel Chair P 116 WM-RE-BCSS-CH03
- Stainless Steel Chair P 116 WM-GE-BCSS-CH04
- Stainless Steel Chair P 116 WM-GE-BCSS-CH05
- Stainless Steel Chair P 116 WM-GE-BCSS-CH06
- Stainless Steel Chair P 116 WM-GE-BCSS-CH07
- Stainless Steel Chair P 116 WM-GE-BCSS-CH08
- Stainless Steel Chair P 116 WM-GE-BCSS-CH09
- Stainless Steel Chair P 116 WM-GE-BCSS-CH10
- Stainless Steel Chair P 116 WM-GE-BCSS-CH11
- Flex Back Steel Chair P 116 WM-RE-BCFB-CH12
- Flex Back Steel Chair P 117 WM-RE-BCFB-CH13
- Flex Back Steel Chair P 117 WM-RE-BCFB-CH14
- Flex Back Steel Chair P 117 WM-RE-BCFB-CH15
- Aluminum Chair P 117 WM-RE-BCAL-CH16
- Aluminum Chair P 117 WM-RE-BCAL-CH17
- Aluminum Chair P 117 WM-GE-BCAL-CH18
- Aluminum Chair P 117 WM-GE-BCAL-CH19
- Aluminum Chair P 117 WM-GE-BCAL-CH20
- Aluminum Chair P 117 WM-GE-BCAL-CH21
- Aluminum Chair P 117 WM-GE-BCAL-CH22
- Aluminum Chair P 117 WM-GE-BCAL-CH23

PODIUM

- Podium P 118 WM-GE-BP01
- Podium P 118 WM-GE-BP02
- Podium P 118 WM-GE-BP03
- Podium P 118 WM-GE-BP04
- Podium P 118 WM-GE-BP05
- Podium P 118 WM-GE-BP06
- Podium P 118 WM-GE-BP07
- Podium P 118 WM-GE-BP08
- Podium P 118 WM-GE-BP09

PARTITIONS

- Partition Chinese Style P 119 WM-GEA-PCS01
- Partition Wooden P 119 WM-GEA-PWS02
- Partition Arc-Shaped P 119 WM-GEA-PASS03
- Partition Square & Round P 119 WM-GEA-PSRS04
- Partition Freedom P 119 WM-GEA-PFS05
- Partition LED Magenta P 119 WM-GEA-PLEDM06
- Partition LED Aqua P 119 WM-GEA-PLEDA07
- Partition LED Gold P 119 WM-GEA-PLEDG08

STAGE & DANCE FLOOR

- Stage 01 P 120 WM-DE-STDF-S01
- Stage 02 P 120 WM-DE-STDF-S02
- Stage 03 P 120 WM-DE-STDF-S03
- Stage Step (2 Steps) P 120 WM-DE-STDF-ST2
- Stage Step (3 Steps) P 120 WM-DE-STDF-ST3
- Stage Skirting (Wide) P 120 WM-DE-STDF-SW3
- Stage Step (Narrow) P 120 WM-DE-STDF-SSN
- Dance Floor P 120 WM-DE-STDF-DF1
- Dance Floor Corner Trim P 120 WM-DE-STDF-CT
- Dance Floor Straight Trim P 120 WM-DE-STDF-ST
- Dance Floor Trolley P 120 WM-DE-STDF-DFT

OUR CLIENTS

ACCOR

Fairmont Business Gate, Riyadh	Riyadh, KSA
Fairmont Fujairah Beach Resort	Dubai, UAE
Fairmont Hotel & Serviced Restaurants	Dubai, UAE
Fairmont The Palm	Fujairah, UAE
Ibis DWTC	Dubai, UAE
Jumeirah Beach Hotel	Dubai, UAE
M Gallery Doha Qatar	Doha, Qatar
Mövenpick Bahrain	Manama, Bahrain
Mövenpick Dubai Media City	Dubai, UAE
Mövenpick Hotel Jumeirah Beach	Dubai, UAE
Novotel World Trade Center	Dubai, UAE
Sheraton Dubai-Mall of the Emirates	Dubai, UAE
Sofitel Bahrain	Manama, Bahrain
Sofitel Dubai Jumeirah Beach	Dubai, UAE
Swissotel Al Ghurair	Dubai, UAE

EMAAR

Al Manzil Hotel	Dubai, UAE
Arabian Ranches	Dubai, UAE
Atmosphere Burj Khalifa	Dubai, UAE
Dubai Marina Yacht Club	Dubai, UAE
The Address Boulevard Dubai	Dubai, UAE
The Address Downtown Dubai	Dubai, UAE
The Address Dubai Mall	Dubai, UAE
The Address Fountain View Hotel	Dubai, UAE
The Address Montgomerie	Dubai, UAE
The Dubai Opera House	Dubai, UAE
The Palace Downtown	Dubai, UAE
Vida Hotels & Residences	Dubai, UAE

FOUR SEASONS

Four Seasons DIFC	Dubai, UAE
Four Seasons, Doha	Doha, Qatar

HILTON

Hilton Dubai Creek	Dubai, UAE
Waldorf Astoria (DIFC)	Dubai, UAE

HYATT

Grand Hyatt Doha	Doha, Qatar
Hyatt Regency Dubai Creek	Dubai, UAE
Park Hyatt Abu Dhabi Hotel & Villas	Abu Dhabi, UAE
Park Hyatt Zanzibar	Zanzibar, Tanzania

IHG

Crowne Plaza AUH	Abu Dhabi, UAE
Crowne Plaza West Bay	Doha, Qatar
Indigo Hotel	Dubai, UAE
InterContinental Dhaka	Dhaka, Bangladesh
InterContinental Doha	Doha, Qatar
InterContinental Dubai Marina	Dubai, UAE

JUMEIRAH

Burj Al Arab	Dubai, UAE
Jumeirah Al Wathba Desert Resort & Spa	Abu Dhabi, UAE
Jumeirah at Saadiyat Islands	Abu Dhabi, UAE
Jumeirah Beach Hotel	Dubai, UAE
Jumeirah Golf Estates	Dubai, UAE
Jumeirah Hotel at Etihad Towers	Abu Dhabi, UAE
Jumeirah Restaurants - Duck Hook	Dubai, UAE
Jumeirah Zabeel Saray	Dubai, UAE
Madinat Jumeirah Al Naseem	Dubai, UAE
Madinat Jumeirah Al Qasr	Dubai, UAE
Madinat Jumeirah Al Samar Lounge	Dubai, UAE
Madinat Jumeirah Mina A Salam	Dubai, UAE
Madinat Jumeirah Mina A Salam-Bahri Bar	Dubai, UAE
Madinat Jumeirah Phase 4	Dubai, UAE
Madinat Jumeirah Souk	Dubai, UAE
Madinat Jumeirah-Jan Ambar	Dubai, UAE
Noodle House-Madinat Jumeirah	Dubai, UAE
The Noodle House Dubai Mall	Dubai, UAE

KEMPINSKI

Kempinski Emerald Palace, The Palm	Dubai, UAE
Kempinski The Pearl Doha - Tora Tora Restaurant	Doha, Qatar

KERZNER

Atlantis The Palm	Dubai, UAE
One & Only the Palm	Dubai, UAE
One Central Offices Dubai	Dubai, UAE

MARRIOTT INTERNATIONAL

Ajman Saray Resort	Ajman, UAE
Al Habtoor City - W Hotel	Dubai, UAE
Al Habtoor Polo Club	Dubai, UAE
Aloft Hotel DCC	Dubai, UAE
Aloft Palm Jumeirah	Dubai, UAE
Courtyard Al Barsha Dubai	Dubai, UAE
Courtyard Al Barsha Dubai	Dubai, UAE
Courtyard by Marriott WTC AUH	Abu Dhabi, UAE
JW Marriott Marquis Dubai	Dubai, UAE
Lapita Hotel, Autograph Collection	Dubai, UAE
Le Meridien Abu Dhabi	Abu Dhabi, UAE
Le Meridien Dubai Hotel & Conference	Dubai, UAE
Le Meridien Mina Seyahi	Dubai, UAE
Marriott Courtyard Riyadh	Riyadh, KSA
Marriott Ikeja	Lagos, Nigeria
Park Regis Business Bay	Dubai, UAE
Renaissance Hotel Dubai	Dubai, UAE
Sheraton Abu Dhabi	Abu Dhabi, UAE
Sheraton Dubai Creek Hotel & Towers	Dubai, UAE
Sheraton Grand Hotel Dubai	Dubai, UAE
Smart Hotels	Dubai, UAE

St. Regis Saadiyat Island AUH	Abu Dhabi, UAE
The Ritz-Carlton DIFC	Dubai, UAE
The Ritz-Carlton JBR, Dubai	Dubai, UAE
The Ritz-Carlton, AUH	Abu Dhabi, UAE
The Westin Dubai Mina Seyahi	Dubai, UAE
W Hotel & Alef Residences Palm	Dubai, UAE
W Hotel & Alef Residences Palm	Dubai, UAE

MERAAS

Al Seef Heritage Hotel	Dubai, UAE
Meraas - Butcha Café	Dubai, UAE
Nikki Beach	Dubai, UAE

MILLENNIUM HOTELS

Bab Al Qasr	Abu Dhabi, UAE
Millennium Deyaar Atria Apartments	Dubai, UAE
Millennium Dubai Airport Road	Dubai, UAE
Royal M Hotel, AUH	Abu Dhabi, UAE

MINOR HOTELS

Al Wakra Hotels by Tivoli	Doha, Qatar
Anantara Hotel The Palm	Dubai, UAE
Qasr Al Sarab Desert Resort & Spa	Abu Dhabi, UAE

RADISSON

Park Inn by Radisson AUH	Abu Dhabi, UAE
Radisson Blu Hotel, AUH Yas Island	Abu Dhabi, UAE
Radisson Blu Hotel, Dubai Deira Creek	Dubai, UAE

ROTANA

Al Ghurair Rayhaan by Rotana	Dubai, UAE
Art Rotana Amwaj Bahrain	Manama, Bahrain
Beach Rotana Abu Dhabi	Abu Dhabi, UAE
Centro Corniche Al Khobar	Al Khobar, KSA
Centro Olaya Riyadh	Riyadh, KSA
Centro Shaheen Jeddah	Jeddah, KSA
Roda Al Bustan	Dubai, UAE
Rosh Rayhaan by Rotana	Riyadh, KSA
Saadiyat Rotana Villas	Dubai, UAE
The Cove Extension Hotel, RAK	RAK, UAE
Towers Rotana Dubai	Dubai, UAE

WYNDHAM

TRYP By Sky Central	Dubai, UAE
Wyndham Garden Ajman Corniche	Ajman, UAE
Wyndham Marina	Dubai, UAE

Al Habtoor Polo Club	Dubai, UAE
Al Raha Beach Hotel	Abu Dhabi, UAE
Al Wasl Hospitality	Dubai, UAE
Allium Villas Turkey	Yalikavak, Turkey
Attic Restaurants Bahrain	Manama, Bahrain
Berezka Restaurant	Dubai, UAE
Blu Chocolate	Dubai, UAE
BWP Operations LLC	Dubai, UAE
Camel Cookies Coffee Shop	Abu Dhabi, UAE
Capital Hospitality AUH	Abu Dhabi, UAE
Centreville Hotel & Experiences	Podgorica, Montenegro
Craft Café	Dubai, UAE
Damac Towers By Paramount	Dubai, UAE
Dinamo Hotel Baku	Baku, Azerbaijan
Dogus -Gunaydin Restaurant	Dubai, UAE
Dubai Parks & Resorts	Dubai, UAE
Dubai Parks & Resorts - Motiongate	Dubai, UAE
Dubai World Trade Centre	Dubai, UAE
Emirates Leisure Retail-Noodle House CCD	Dubai, UAE
Gaia Monaco Restaurant	Monaco, France
Gaia Restaurant LLC	Dubai, UAE
Gorilla Nest Lodge & Golf Resort	Rwanda
Klampfer Middle East LLC	Sharjah, UAE
L'Occitane Café in City Walk by Chalhoub	Dubai, UAE
Lily Beach Maldives	Huvahendhoo, Maldives
Lucky Voice Karaoke Restaurants Management LLC	Dubai, UAE
Mgate Operations LLC	Dubai, UAE
Oman Convention & Exhibition Centre-OS&E	Muscat, Oman
OSH Restaurant LLC	Dubai, UAE
Procurio General Trading	Dubai, UAE
Royal Health Group	Abu Dhabi, UAE
Sharjah Expo Hotel- Novotel	Sharjah, UAE
Sharjah Ladies Club	Sharjah, UAE
Southern Sun Abu Dhabi	Abu Dhabi, UAE
Taverna Greek Restaurant	Dubai, UAE
Tawazun	Abu Dhabi, UAE
The London Project Bluewaters	Dubai, UAE
The Masti Lounge Restaurant	Dubai, UAE
The Meat Co Souk Al Bahar	Dubai, UAE
The One Dubai Marina	Dubai, UAE

2

0

1

9



Warehouse 19, Al Quoz
Industrial Area 3, Off Sheikh
Zayed Road, P.O. Box 283073,
Dubai, UAE

Phone: +971 4 224 7373
Email: info@wildmagma.com
www.wildmagma.com